

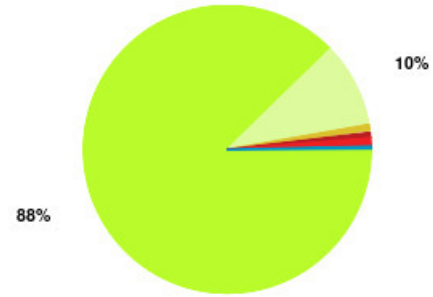
Monthly Report March 2024

Overall CHCP CIC Summary

Number of responses: 3351

Experience	Amount	Percentage
Very good	2936	87.616%
Good	319	9.520%
Neither good nor poor	30	0.895%
Poor	20	0.597%
Very poor	31	0.925%
Do not know	15	0.448%

■ Very good
 ■ Good
 ■ Neither good nor poor
 ■ Poor
 ■ Very poor
 ■ Do not know



Experience	Amount	Percentage
Very good & Good	3255	97.135%
Very poor & Poor	51	1.522%
Neither good nor poor & Do not know	45	1.343%



Alderson House Summary

Number of responses: 0

Anticoagulation Summary

Number of responses: 24

Experience	Amount	Percentage
Very good	24	100.000%
Good	0	0.000%
Neither good nor poor	0	0.000%
Poor	0	0.000%
Very poor	0	0.000%
Do not know	0	0.000%

Very good Good Neither good nor poor Poor
Very poor Do not know



Experience	Amount	Percentage
Very good & Good	24	100.000%
Very poor & Poor	0	0.000%
Neither good nor poor & Do not know	0	0.000%



Bee At Home Care Service Summary

Number of responses: 1

Experience	Amount	Percentage
Very good	1	100.000%
Good	0	0.000%
Neither good nor poor	0	0.000%
Poor	0	0.000%
Very poor	0	0.000%
Do not know	0	0.000%

Very good Good Neither good nor poor Poor
Very poor Do not know



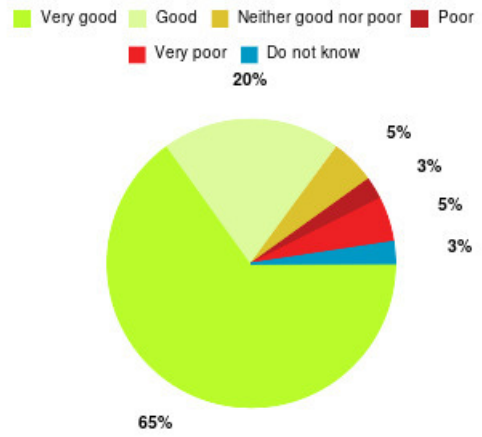
Experience	Amount	Percentage
Very good & Good	1	100.000%
Very poor & Poor	0	0.000%
Neither good nor poor & Do not know	0	0.000%



Beverley UTC Summary

Number of responses: 40

Experience	Amount	Percentage
Very good	26	65.000%
Good	8	20.000%
Neither good nor poor	2	5.000%
Poor	1	2.500%
Very poor	2	5.000%
Do not know	1	2.500%



Experience	Amount	Percentage
Very good & Good	34	85.000%
Very poor & Poor	3	7.500%
Neither good nor poor & Do not know	3	7.500%

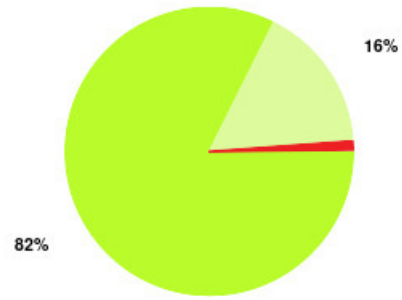


Bladder and Bowel (East Riding) Summary

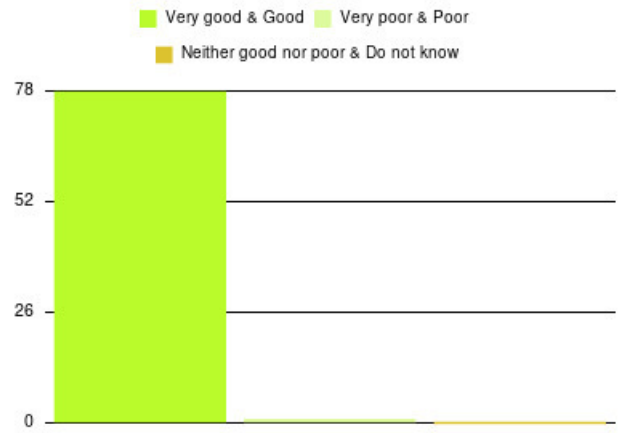
Number of responses: 79

Experience	Amount	Percentage
Very good	65	82.278%
Good	13	16.456%
Neither good nor poor	0	0.000%
Poor	0	0.000%
Very poor	1	1.266%
Do not know	0	0.000%

■ Very good
 ■ Good
 ■ Neither good nor poor
 ■ Poor
 ■ Very poor
 ■ Do not know



Experience	Amount	Percentage
Very good & Good	78	98.734%
Very poor & Poor	1	1.266%
Neither good nor poor & Do not know	0	0.000%



Bladder and Bowel (Hull) Summary

Number of responses: 2

Experience	Amount	Percentage
Very good	2	100.000%
Good	0	0.000%
Neither good nor poor	0	0.000%
Poor	0	0.000%
Very poor	0	0.000%
Do not know	0	0.000%

Very good Good Neither good nor poor Poor
Very poor Do not know



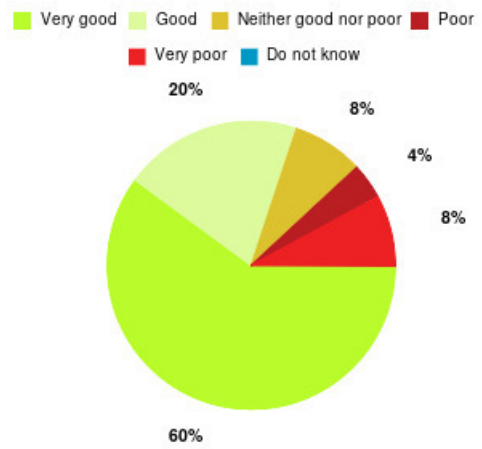
Experience	Amount	Percentage
Very good & Good	2	100.000%
Very poor & Poor	0	0.000%
Neither good nor poor & Do not know	0	0.000%



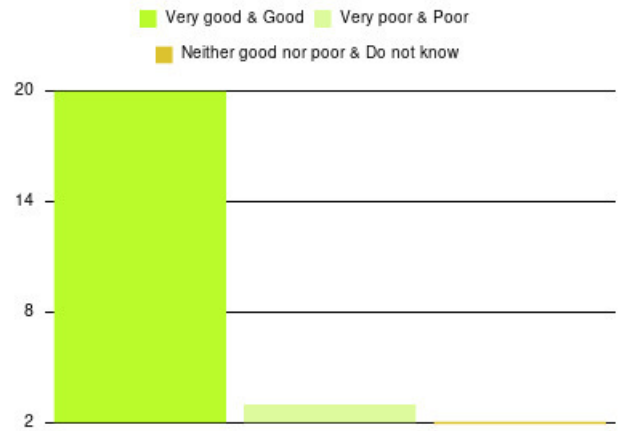
Bransholme UTC Summary

Number of responses: 25

Experience	Amount	Percentage
Very good	15	60.000%
Good	5	20.000%
Neither good nor poor	2	8.000%
Poor	1	4.000%
Very poor	2	8.000%
Do not know	0	0.000%



Experience	Amount	Percentage
Very good & Good	20	80.000%
Very poor & Poor	3	12.000%
Neither good nor poor & Do not know	2	8.000%

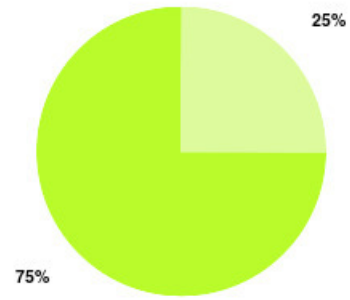


Bridlington ICC Summary

Number of responses: 4

Experience	Amount	Percentage
Very good	3	75.000%
Good	1	25.000%
Neither good nor poor	0	0.000%
Poor	0	0.000%
Very poor	0	0.000%
Do not know	0	0.000%

Very good Good Neither good nor poor Poor
Very poor Do not know



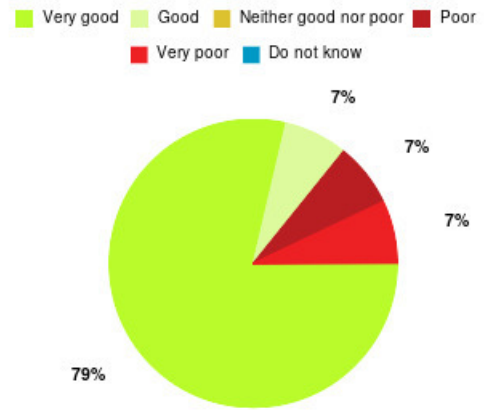
Experience	Amount	Percentage
Very good & Good	4	100.000%
Very poor & Poor	0	0.000%
Neither good nor poor & Do not know	0	0.000%



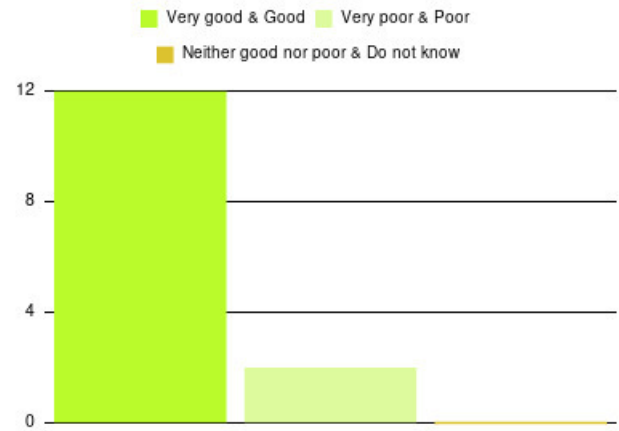
Bridlington UTC Summary

Number of responses: 14

Experience	Amount	Percentage
Very good	11	78.571%
Good	1	7.143%
Neither good nor poor	0	0.000%
Poor	1	7.143%
Very poor	1	7.143%
Do not know	0	0.000%



Experience	Amount	Percentage
Very good & Good	12	85.714%
Very poor & Poor	2	14.286%
Neither good nor poor & Do not know	0	0.000%

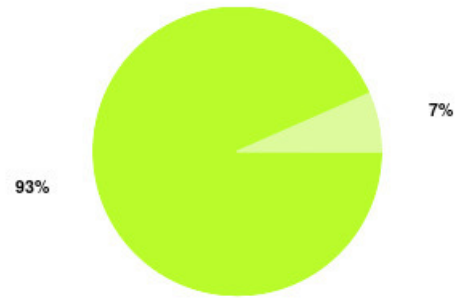


Cardiac Rehab (East Riding) Summary

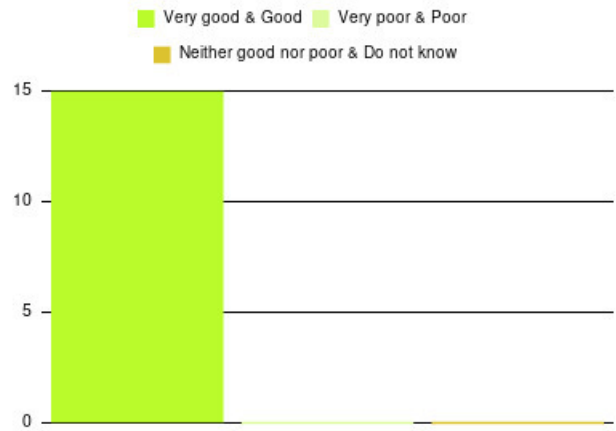
Number of responses: 15

Experience	Amount	Percentage
Very good	14	93.333%
Good	1	6.667%
Neither good nor poor	0	0.000%
Poor	0	0.000%
Very poor	0	0.000%
Do not know	0	0.000%

Very good Good Neither good nor poor Poor
Very poor Do not know



Experience	Amount	Percentage
Very good & Good	15	100.000%
Very poor & Poor	0	0.000%
Neither good nor poor & Do not know	0	0.000%

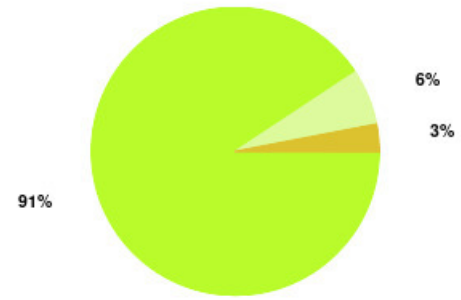


Cardiac Rehab (Hull) Summary

Number of responses: 32

Experience	Amount	Percentage
Very good	29	90.625%
Good	2	6.250%
Neither good nor poor	1	3.125%
Poor	0	0.000%
Very poor	0	0.000%
Do not know	0	0.000%

■ Very good
 ■ Good
 ■ Neither good nor poor
 ■ Poor
 ■ Very poor
 ■ Do not know



Experience	Amount	Percentage
Very good & Good	31	96.875%
Very poor & Poor	0	0.000%
Neither good nor poor & Do not know	1	3.125%

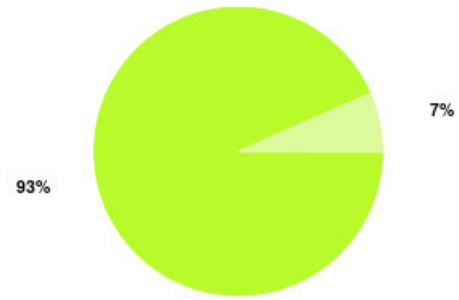


Care Co-ordination Hub (247111) Summary

Number of responses: 15

Experience	Amount	Percentage
Very good	14	93.333%
Good	1	6.667%
Neither good nor poor	0	0.000%
Poor	0	0.000%
Very poor	0	0.000%
Do not know	0	0.000%

Very good Good Neither good nor poor Poor
Very poor Do not know



Experience	Amount	Percentage
Very good & Good	15	100.000%
Very poor & Poor	0	0.000%
Neither good nor poor & Do not know	0	0.000%

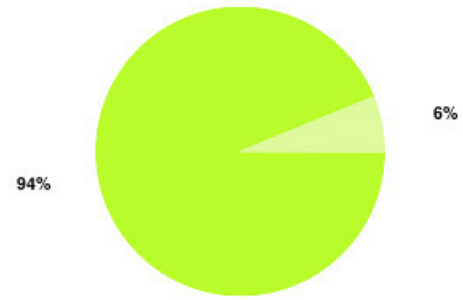


Carers' Information and Support Service Summary

Number of responses: 16

Experience	Amount	Percentage
Very good	15	93.750%
Good	1	6.250%
Neither good nor poor	0	0.000%
Poor	0	0.000%
Very poor	0	0.000%
Do not know	0	0.000%

■ Very good
 ■ Good
 ■ Neither good nor poor
 ■ Poor
 ■ Very poor
 ■ Do not know



Experience	Amount	Percentage
Very good & Good	16	100.000%
Very poor & Poor	0	0.000%
Neither good nor poor & Do not know	0	0.000%



CHPL - Bransholme Summary

Number of responses: 0

CHPL - Field View Surgery Summary

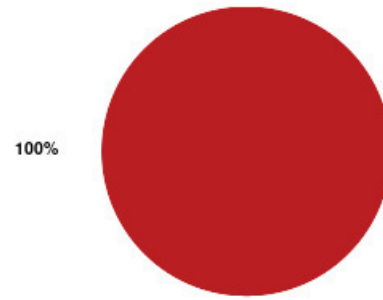
Number of responses: 0

CHPL - Southcoates/Marfleet Summary

Number of responses: 1

Experience	Amount	Percentage
Very good	0	0.000%
Good	0	0.000%
Neither good nor poor	0	0.000%
Poor	1	100.000%
Very poor	0	0.000%
Do not know	0	0.000%

Very good Good Neither good nor poor Poor
Very poor Do not know



Experience	Amount	Percentage
Very good & Good	0	0.000%
Very poor & Poor	1	100.000%
Neither good nor poor & Do not know	0	0.000%



Community Activity programme (SH) Summary

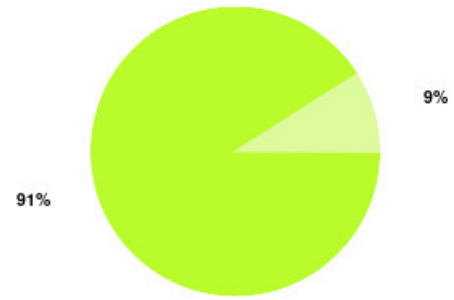
Number of responses: 0

Community Children's Nursing Services Summary

Number of responses: 11

Experience	Amount	Percentage
Very good	10	90.909%
Good	1	9.091%
Neither good nor poor	0	0.000%
Poor	0	0.000%
Very poor	0	0.000%
Do not know	0	0.000%

■ Very good
 ■ Good
 ■ Neither good nor poor
 ■ Poor
 ■ Very poor
 ■ Do not know



Experience	Amount	Percentage
Very good & Good	11	100.000%
Very poor & Poor	0	0.000%
Neither good nor poor & Do not know	0	0.000%



Community Food Team (SH) Summary

Number of responses: 0

Community Heart Failure Nursing Service ER Summary

Number of responses: 1

Experience	Amount	Percentage
Very good	1	100.000%
Good	0	0.000%
Neither good nor poor	0	0.000%
Poor	0	0.000%
Very poor	0	0.000%
Do not know	0	0.000%

■ Very good
 ■ Good
 ■ Neither good nor poor
 ■ Poor
 ■ Very poor
 ■ Do not know



Experience	Amount	Percentage
Very good & Good	1	100.000%
Very poor & Poor	0	0.000%
Neither good nor poor & Do not know	0	0.000%



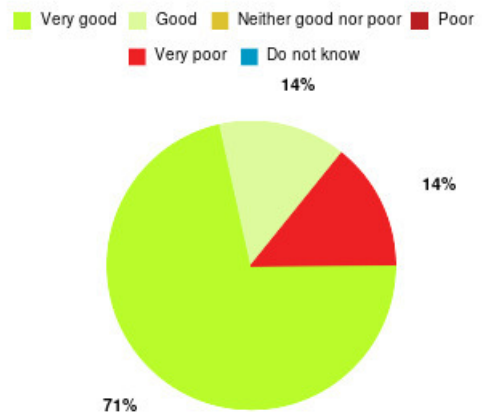
Community Heart Failure Nursing Service Hull Summary

Number of responses: 0

Community Links Worker (Primary Care) Summary

Number of responses: 7

Experience	Amount	Percentage
Very good	5	71.429%
Good	1	14.286%
Neither good nor poor	0	0.000%
Poor	0	0.000%
Very poor	1	14.286%
Do not know	0	0.000%



Experience	Amount	Percentage
Very good & Good	6	85.714%
Very poor & Poor	1	14.286%
Neither good nor poor & Do not know	0	0.000%

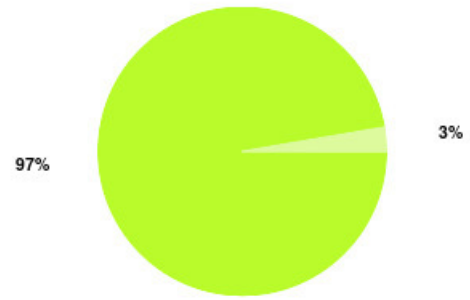


Community Nursing (ER) Summary

Number of responses: 36

Experience	Amount	Percentage
Very good	35	97.222%
Good	1	2.778%
Neither good nor poor	0	0.000%
Poor	0	0.000%
Very poor	0	0.000%
Do not know	0	0.000%

Very good Good Neither good nor poor Poor
Very poor Do not know



Experience	Amount	Percentage
Very good & Good	36	100.000%
Very poor & Poor	0	0.000%
Neither good nor poor & Do not know	0	0.000%



Community Nursing (Hull) Summary

Number of responses: 0

Community Nursing Cottingham Summary

Number of responses: 0

Community Nursing East (Hull) Summary

Number of responses: 1

Experience	Amount	Percentage
Very good	1	100.000%
Good	0	0.000%
Neither good nor poor	0	0.000%
Poor	0	0.000%
Very poor	0	0.000%
Do not know	0	0.000%

Very good Good Neither good nor poor Poor
Very poor Do not know



Experience	Amount	Percentage
Very good & Good	1	100.000%
Very poor & Poor	0	0.000%
Neither good nor poor & Do not know	0	0.000%

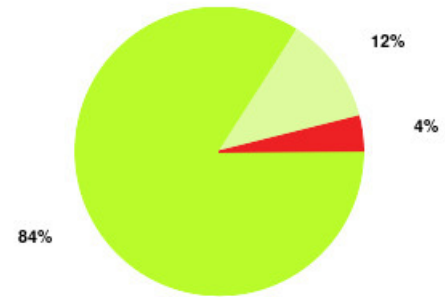


Community Nursing Haltemprice Summary

Number of responses: 25

Experience	Amount	Percentage
Very good	21	84.000%
Good	3	12.000%
Neither good nor poor	0	0.000%
Poor	0	0.000%
Very poor	1	4.000%
Do not know	0	0.000%

■ Very good
 ■ Good
 ■ Neither good nor poor
 ■ Poor
 ■ Very poor
 ■ Do not know



Experience	Amount	Percentage
Very good & Good	24	96.000%
Very poor & Poor	1	4.000%
Neither good nor poor & Do not know	0	0.000%



Community Nursing Hedon Summary

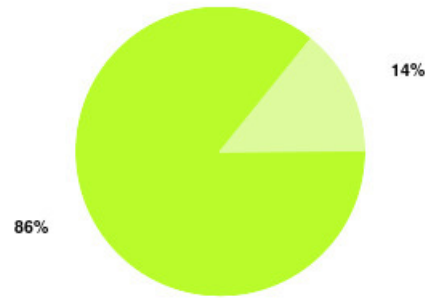
Number of responses: 0

Community Nursing Holderness Summary

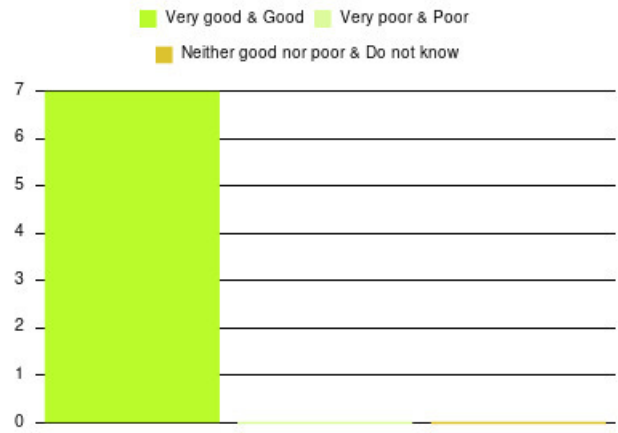
Number of responses: 7

Experience	Amount	Percentage
Very good	6	85.714%
Good	1	14.286%
Neither good nor poor	0	0.000%
Poor	0	0.000%
Very poor	0	0.000%
Do not know	0	0.000%

■ Very good
 ■ Good
 ■ Neither good nor poor
 ■ Poor
 ■ Very poor
 ■ Do not know



Experience	Amount	Percentage
Very good & Good	7	100.000%
Very poor & Poor	0	0.000%
Neither good nor poor & Do not know	0	0.000%



Community Nursing Hornsea Summary

Number of responses: 0

Community Nursing Market Weighton Summary

Number of responses: 0

Community Nursing North (Hull) Summary

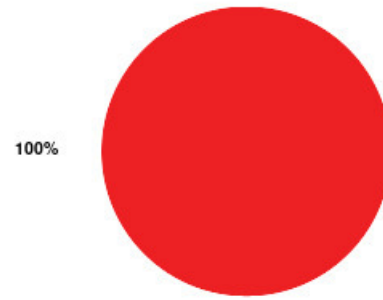
Number of responses: 0

Community Nursing West (Hull) Summary

Number of responses: 1

Experience	Amount	Percentage
Very good	0	0.000%
Good	0	0.000%
Neither good nor poor	0	0.000%
Poor	0	0.000%
Very poor	1	100.000%
Do not know	0	0.000%

Very good Good Neither good nor poor Poor
Very poor Do not know



Experience	Amount	Percentage
Very good & Good	0	0.000%
Very poor & Poor	1	100.000%
Neither good nor poor & Do not know	0	0.000%



Community Nursing Withernsea Summary

Number of responses: 2

Experience	Amount	Percentage
Very good	2	100.000%
Good	0	0.000%
Neither good nor poor	0	0.000%
Poor	0	0.000%
Very poor	0	0.000%
Do not know	0	0.000%

Very good Good Neither good nor poor Poor
Very poor Do not know



Experience	Amount	Percentage
Very good & Good	2	100.000%
Very poor & Poor	0	0.000%
Neither good nor poor & Do not know	0	0.000%

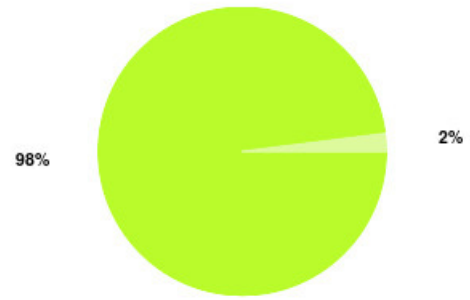


Community Rehab - Physiotherapy & Occupational Therapy (ER) Summary

Number of responses: 48

Experience	Amount	Percentage
Very good	47	97.917%
Good	1	2.083%
Neither good nor poor	0	0.000%
Poor	0	0.000%
Very poor	0	0.000%
Do not know	0	0.000%

Very good Good Neither good nor poor Poor
Very poor Do not know



Experience	Amount	Percentage
Very good & Good	48	100.000%
Very poor & Poor	0	0.000%
Neither good nor poor & Do not know	0	0.000%



Community Rehab - Physiotherapy & Occupational Therapy (Hull) Summary

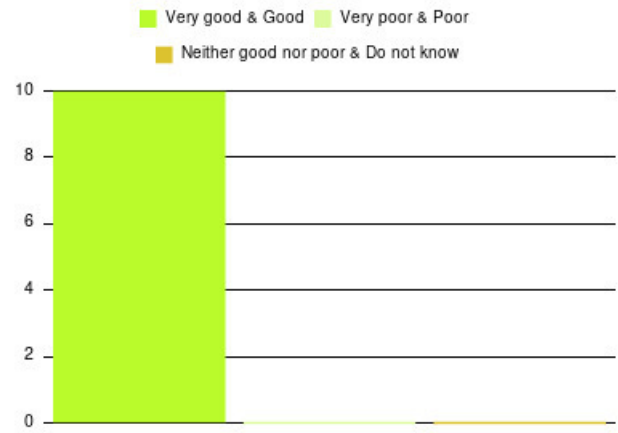
Number of responses: 10

Experience	Amount	Percentage
Very good	10	100.000%
Good	0	0.000%
Neither good nor poor	0	0.000%
Poor	0	0.000%
Very poor	0	0.000%
Do not know	0	0.000%

Very good Good Neither good nor poor Poor
Very poor Do not know



Experience	Amount	Percentage
Very good & Good	10	100.000%
Very poor & Poor	0	0.000%
Neither good nor poor & Do not know	0	0.000%



Community Ward (ERCH) Summary

Number of responses: 4

Experience	Amount	Percentage
Very good	4	100.000%
Good	0	0.000%
Neither good nor poor	0	0.000%
Poor	0	0.000%
Very poor	0	0.000%
Do not know	0	0.000%

Very good Good Neither good nor poor Poor
Very poor Do not know



Experience	Amount	Percentage
Very good & Good	4	100.000%
Very poor & Poor	0	0.000%
Neither good nor poor & Do not know	0	0.000%



Customer Services Summary

Number of responses: 1

Experience	Amount	Percentage
Very good	1	100.000%
Good	0	0.000%
Neither good nor poor	0	0.000%
Poor	0	0.000%
Very poor	0	0.000%
Do not know	0	0.000%

Very good Good Neither good nor poor Poor
Very poor Do not know



Experience	Amount	Percentage
Very good & Good	1	100.000%
Very poor & Poor	0	0.000%
Neither good nor poor & Do not know	0	0.000%

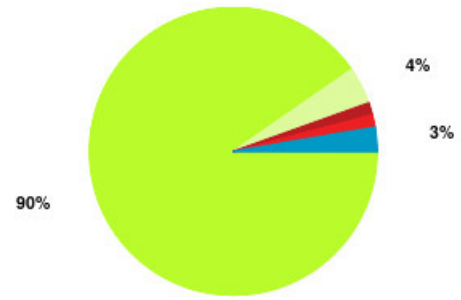


Deep Vein Thrombosis Summary

Number of responses: 72

Experience	Amount	Percentage
Very good	65	90.278%
Good	3	4.167%
Neither good nor poor	0	0.000%
Poor	1	1.389%
Very poor	1	1.389%
Do not know	2	2.778%

Very good Good Neither good nor poor Poor
Very poor Do not know



Experience	Amount	Percentage
Very good & Good	68	94.444%
Very poor & Poor	2	2.778%
Neither good nor poor & Do not know	2	2.778%



Dementia Service Summary

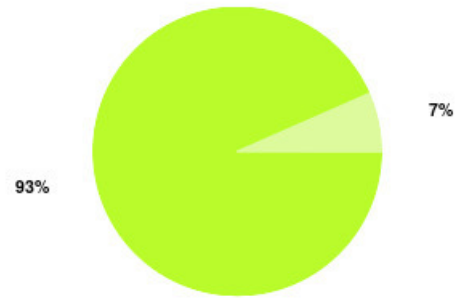
Number of responses: 0

Dental - Beverley PDS Summary

Number of responses: 15

Experience	Amount	Percentage
Very good	14	93.333%
Good	1	6.667%
Neither good nor poor	0	0.000%
Poor	0	0.000%
Very poor	0	0.000%
Do not know	0	0.000%

Very good Good Neither good nor poor Poor
Very poor Do not know



Experience	Amount	Percentage
Very good & Good	15	100.000%
Very poor & Poor	0	0.000%
Neither good nor poor & Do not know	0	0.000%

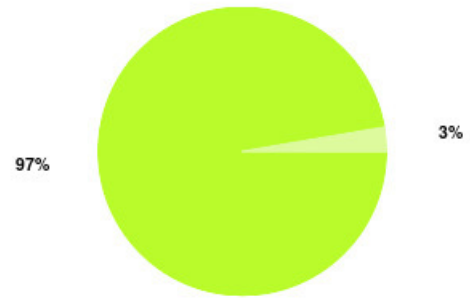


Dental - Bridlington CDS Summary

Number of responses: 36

Experience	Amount	Percentage
Very good	35	97.222%
Good	1	2.778%
Neither good nor poor	0	0.000%
Poor	0	0.000%
Very poor	0	0.000%
Do not know	0	0.000%

Very good Good Neither good nor poor Poor
Very poor Do not know



Experience	Amount	Percentage
Very good & Good	36	100.000%
Very poor & Poor	0	0.000%
Neither good nor poor & Do not know	0	0.000%

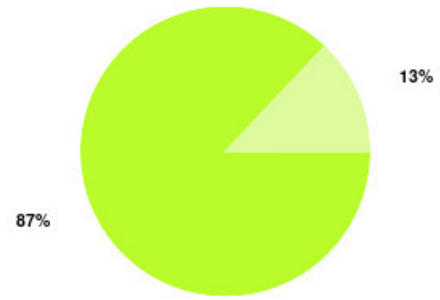


Dental - Driffield PDS Summary

Number of responses: 23

Experience	Amount	Percentage
Very good	20	86.957%
Good	3	13.043%
Neither good nor poor	0	0.000%
Poor	0	0.000%
Very poor	0	0.000%
Do not know	0	0.000%

Very good Good Neither good nor poor Poor
Very poor Do not know



Experience	Amount	Percentage
Very good & Good	23	100.000%
Very poor & Poor	0	0.000%
Neither good nor poor & Do not know	0	0.000%



Dental - Goole CDS Summary

Number of responses: 0

Dental - Goole PDS Summary

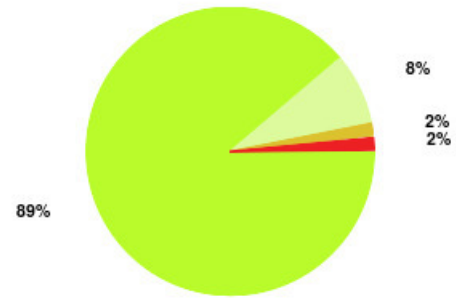
Number of responses: 0

Dental - Highlands CDS Summary

Number of responses: 62


Experience	Amount	Percentage
Very good	55	88.710%
Good	5	8.065%
Neither good nor poor	1	1.613%
Poor	0	0.000%
Very poor	1	1.613%
Do not know	0	0.000%

■ Very good
 ■ Good
 ■ Neither good nor poor
 ■ Poor
 ■ Very poor
 ■ Do not know



Experience	Amount	Percentage
Very good & Good	60	96.774%
Very poor & Poor	1	1.613%
Neither good nor poor & Do not know	1	1.613%

■ Very good & Good
 ■ Very poor & Poor
 ■ Neither good nor poor & Do not know

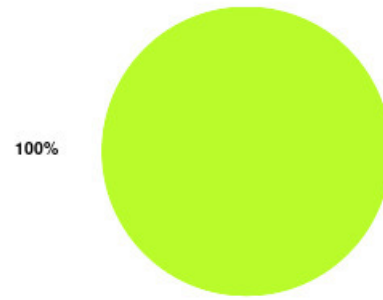


Dental - Jameson Street PDS Summary

Number of responses: 64

Experience	Amount	Percentage
Very good	64	100.000%
Good	0	0.000%
Neither good nor poor	0	0.000%
Poor	0	0.000%
Very poor	0	0.000%
Do not know	0	0.000%

Very good Good Neither good nor poor Poor
Very poor Do not know



Experience	Amount	Percentage
Very good & Good	64	100.000%
Very poor & Poor	0	0.000%
Neither good nor poor & Do not know	0	0.000%

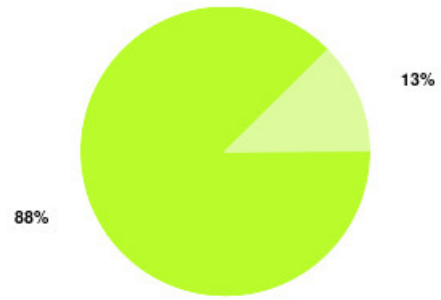


Dental - Orchard Park CDS Summary

Number of responses: 8

Experience	Amount	Percentage
Very good	7	87.500%
Good	1	12.500%
Neither good nor poor	0	0.000%
Poor	0	0.000%
Very poor	0	0.000%
Do not know	0	0.000%

Very good Good Neither good nor poor Poor
Very poor Do not know



Experience	Amount	Percentage
Very good & Good	8	100.000%
Very poor & Poor	0	0.000%
Neither good nor poor & Do not know	0	0.000%

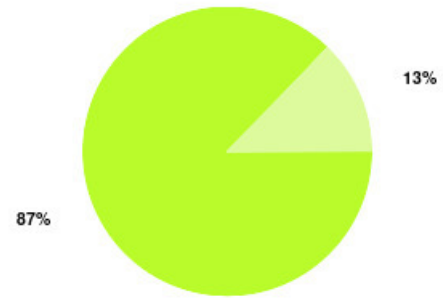


Dental - Withernsea PDS Summary

Number of responses: 39

Experience	Amount	Percentage
Very good	34	87.179%
Good	5	12.821%
Neither good nor poor	0	0.000%
Poor	0	0.000%
Very poor	0	0.000%
Do not know	0	0.000%

Very good Good Neither good nor poor Poor
Very poor Do not know



Experience	Amount	Percentage
Very good & Good	39	100.000%
Very poor & Poor	0	0.000%
Neither good nor poor & Do not know	0	0.000%



Diabetes Podiatry Summary

Number of responses: 0

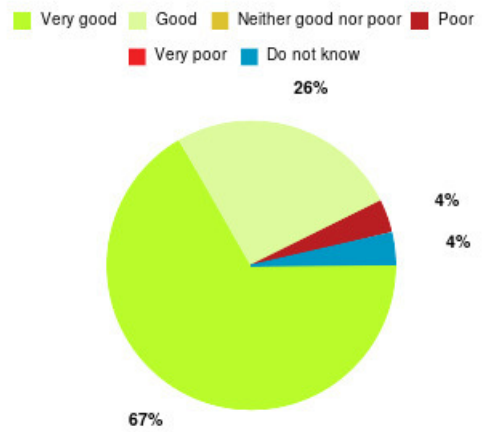
Diabetes Service (East Riding) Summary

Number of responses: 0

Dietetics (East Riding) Summary

Number of responses: 27

Experience	Amount	Percentage
Very good	18	66.667%
Good	7	25.926%
Neither good nor poor	0	0.000%
Poor	1	3.704%
Very poor	0	0.000%
Do not know	1	3.704%



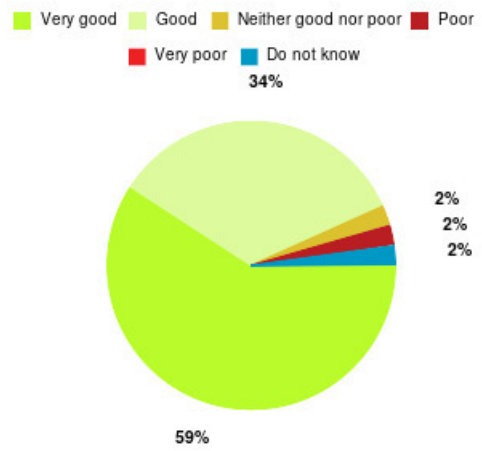
Experience	Amount	Percentage
Very good & Good	25	92.593%
Very poor & Poor	1	3.704%
Neither good nor poor & Do not know	1	3.704%



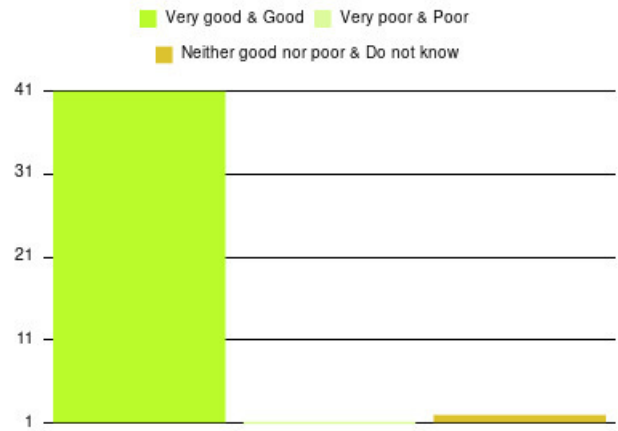
Dietetics (Hull) Summary

Number of responses: 44

Experience	Amount	Percentage
Very good	26	59.091%
Good	15	34.091%
Neither good nor poor	1	2.273%
Poor	1	2.273%
Very poor	0	0.000%
Do not know	1	2.273%



Experience	Amount	Percentage
Very good & Good	41	93.182%
Very poor & Poor	1	2.273%
Neither good nor poor & Do not know	2	4.545%



Digital Prescriber Summary

Number of responses: 0

Digital support worker - Primary Care Summary

Number of responses: 0

East Riding Fracture Liaison Service Summary

Number of responses: 1

Experience	Amount	Percentage
Very good	1	100.000%
Good	0	0.000%
Neither good nor poor	0	0.000%
Poor	0	0.000%
Very poor	0	0.000%
Do not know	0	0.000%

Very good Good Neither good nor poor Poor
Very poor Do not know



Experience	Amount	Percentage
Very good & Good	1	100.000%
Very poor & Poor	0	0.000%
Neither good nor poor & Do not know	0	0.000%



East Riding Frailty Team Summary

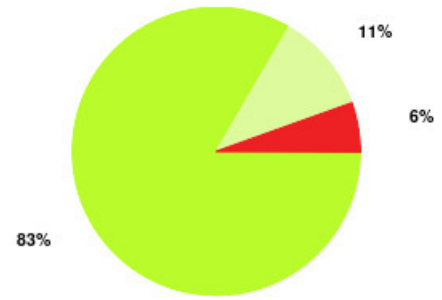
Number of responses: 0

Eating Disorders Summary

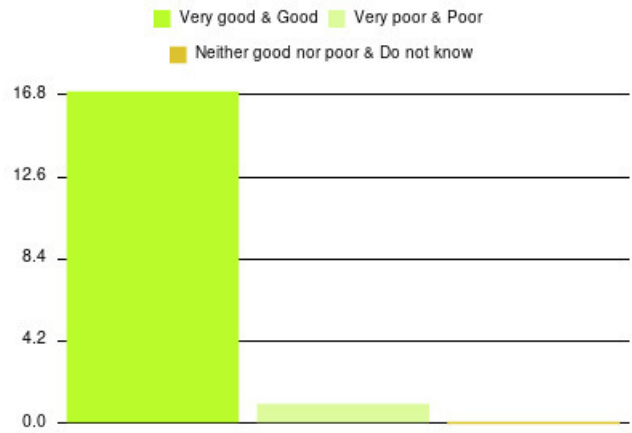
Number of responses: 18

Experience	Amount	Percentage
Very good	15	83.333%
Good	2	11.111%
Neither good nor poor	0	0.000%
Poor	0	0.000%
Very poor	1	5.556%
Do not know	0	0.000%

Very good Good Neither good nor poor Poor
Very poor Do not know



Experience	Amount	Percentage
Very good & Good	17	94.444%
Very poor & Poor	1	5.556%
Neither good nor poor & Do not know	0	0.000%



EMPOWER Summary

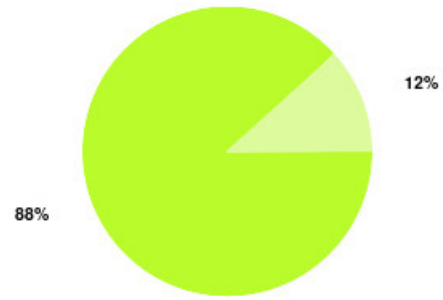
Number of responses: 0

Falls Team (East Riding) Summary

Number of responses: 17

Experience	Amount	Percentage
Very good	15	88.235%
Good	2	11.765%
Neither good nor poor	0	0.000%
Poor	0	0.000%
Very poor	0	0.000%
Do not know	0	0.000%

■ Very good
 ■ Good
 ■ Neither good nor poor
 ■ Poor
 ■ Very poor
 ■ Do not know



Experience	Amount	Percentage
Very good & Good	17	100.000%
Very poor & Poor	0	0.000%
Neither good nor poor & Do not know	0	0.000%

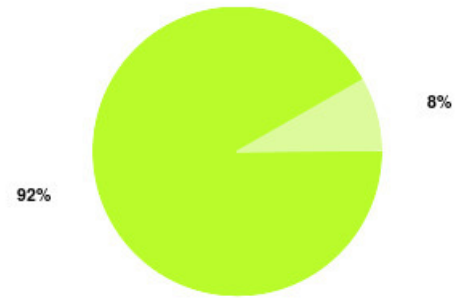


Falls Team (Hull) Summary

Number of responses: 12

Experience	Amount	Percentage
Very good	11	91.667%
Good	1	8.333%
Neither good nor poor	0	0.000%
Poor	0	0.000%
Very poor	0	0.000%
Do not know	0	0.000%

Very good Good Neither good nor poor Poor
Very poor Do not know



Experience	Amount	Percentage
Very good & Good	12	100.000%
Very poor & Poor	0	0.000%
Neither good nor poor & Do not know	0	0.000%



Fit4All Team (SH) Summary

Number of responses: 0

Gastroenterology Summary

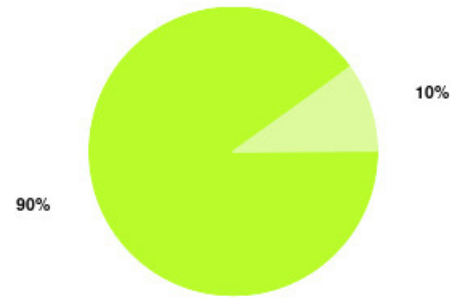
Number of responses: 0

Goole UTC Summary

Number of responses: 20

Experience	Amount	Percentage
Very good	18	90.000%
Good	2	10.000%
Neither good nor poor	0	0.000%
Poor	0	0.000%
Very poor	0	0.000%
Do not know	0	0.000%

Very good Good Neither good nor poor Poor
Very poor Do not know



Experience	Amount	Percentage
Very good & Good	20	100.000%
Very poor & Poor	0	0.000%
Neither good nor poor & Do not know	0	0.000%

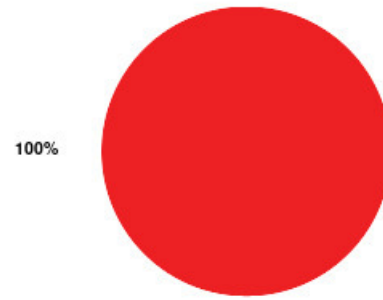


GP - East Park Surgery Summary

Number of responses: 1

Experience	Amount	Percentage
Very good	0	0.000%
Good	0	0.000%
Neither good nor poor	0	0.000%
Poor	0	0.000%
Very poor	1	100.000%
Do not know	0	0.000%

Very good Good Neither good nor poor Poor
Very poor Do not know



Experience	Amount	Percentage
Very good & Good	0	0.000%
Very poor & Poor	1	100.000%
Neither good nor poor & Do not know	0	0.000%



GP – Riverside Practice Summary

Number of responses: 0

GP – The Quays Summary

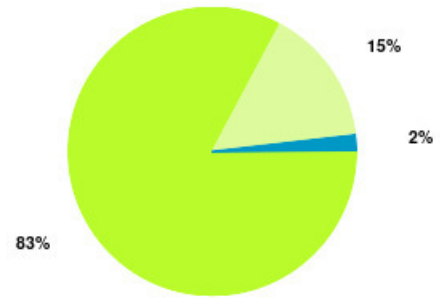
Number of responses: 0

Health & Lifestyle Practitioners (Primary Care) Hull Summary

Number of responses: 52

Experience	Amount	Percentage
Very good	43	82.692%
Good	8	15.385%
Neither good nor poor	0	0.000%
Poor	0	0.000%
Very poor	0	0.000%
Do not know	1	1.923%

■ Very good
 ■ Good
 ■ Neither good nor poor
 ■ Poor
 ■ Very poor
 ■ Do not know



Experience	Amount	Percentage
Very good & Good	51	98.077%
Very poor & Poor	0	0.000%
Neither good nor poor & Do not know	1	1.923%



Health and Lifestyle Practitioner (Beverley) Summary

Number of responses: 0

Health Checks (SH) Summary

Number of responses: 17

Experience	Amount	Percentage
Very good	17	100.000%
Good	0	0.000%
Neither good nor poor	0	0.000%
Poor	0	0.000%
Very poor	0	0.000%
Do not know	0	0.000%

Very good Good Neither good nor poor Poor
Very poor Do not know



Experience	Amount	Percentage
Very good & Good	17	100.000%
Very poor & Poor	0	0.000%
Neither good nor poor & Do not know	0	0.000%

Very good & Good Very poor & Poor
Neither good nor poor & Do not know

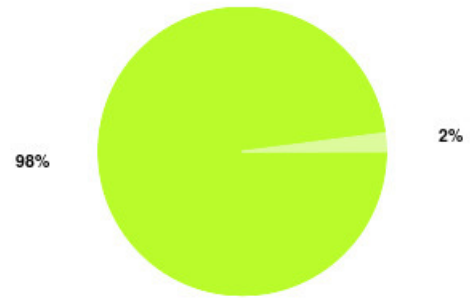


Health Trainers (inc Social Prescribing) SH Summary

Number of responses: 47

Experience	Amount	Percentage
Very good	46	97.872%
Good	1	2.128%
Neither good nor poor	0	0.000%
Poor	0	0.000%
Very poor	0	0.000%
Do not know	0	0.000%

■ Very good
 ■ Good
 ■ Neither good nor poor
 ■ Poor
 ■ Very poor
 ■ Do not know



Experience	Amount	Percentage
Very good & Good	47	100.000%
Very poor & Poor	0	0.000%
Neither good nor poor & Do not know	0	0.000%

■ Very good & Good
 ■ Very poor & Poor
 ■ Neither good nor poor & Do not know



Healthy St Helens Summary

Number of responses: 0

HERCH20 Summary

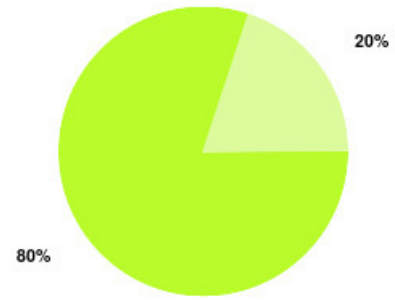
Number of responses: 0

Highfield Resource Centre Summary

Number of responses: 5

Experience	Amount	Percentage
Very good	4	80.000%
Good	1	20.000%
Neither good nor poor	0	0.000%
Poor	0	0.000%
Very poor	0	0.000%
Do not know	0	0.000%

Very good Good Neither good nor poor Poor
Very poor Do not know



Experience	Amount	Percentage
Very good & Good	5	100.000%
Very poor & Poor	0	0.000%
Neither good nor poor & Do not know	0	0.000%



Holderness ICC Summary

Number of responses: 1

Experience	Amount	Percentage
Very good	1	100.000%
Good	0	0.000%
Neither good nor poor	0	0.000%
Poor	0	0.000%
Very poor	0	0.000%
Do not know	0	0.000%

Very good Good Neither good nor poor Poor
Very poor Do not know



Experience	Amount	Percentage
Very good & Good	1	100.000%
Very poor & Poor	0	0.000%
Neither good nor poor & Do not know	0	0.000%

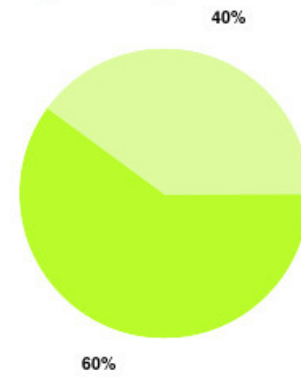


Holy Name Summary

Number of responses: 5

Experience	Amount	Percentage
Very good	3	60.000%
Good	2	40.000%
Neither good nor poor	0	0.000%
Poor	0	0.000%
Very poor	0	0.000%
Do not know	0	0.000%

Very good Good Neither good nor poor Poor
Very poor Do not know



Experience	Amount	Percentage
Very good & Good	5	100.000%
Very poor & Poor	0	0.000%
Neither good nor poor & Do not know	0	0.000%

Very good & Good Very poor & Poor
Neither good nor poor & Do not know



Home Oxygen Service (East Riding) Summary

Number of responses: 1

Experience	Amount	Percentage
Very good	1	100.000%
Good	0	0.000%
Neither good nor poor	0	0.000%
Poor	0	0.000%
Very poor	0	0.000%
Do not know	0	0.000%

Very good Good Neither good nor poor Poor
Very poor Do not know



Experience	Amount	Percentage
Very good & Good	1	100.000%
Very poor & Poor	0	0.000%
Neither good nor poor & Do not know	0	0.000%




Home Oxygen Service (Hull) Summary

Number of responses: 2

Experience	Amount	Percentage
Very good	1	50.000%
Good	1	50.000%
Neither good nor poor	0	0.000%
Poor	0	0.000%
Very poor	0	0.000%
Do not know	0	0.000%

■ Very good
 ■ Good
 ■ Neither good nor poor
 ■ Poor
 ■ Very poor
 ■ Do not know



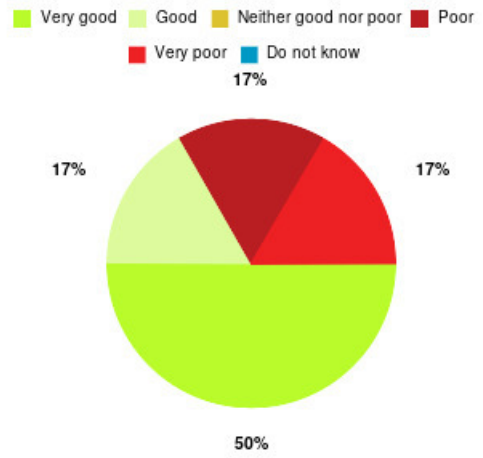
Experience	Amount	Percentage
Very good & Good	2	100.000%
Very poor & Poor	0	0.000%
Neither good nor poor & Do not know	0	0.000%



HRI UTC Summary

Number of responses: 6

Experience	Amount	Percentage
Very good	3	50.000%
Good	1	16.667%
Neither good nor poor	0	0.000%
Poor	1	16.667%
Very poor	1	16.667%
Do not know	0	0.000%



Experience	Amount	Percentage
Very good & Good	4	66.667%
Very poor & Poor	2	33.333%
Neither good nor poor & Do not know	0	0.000%



Hull and East Riding Accelerated Lower Limb (HEAL) Pathway Summary

Number of responses: 10

Experience	Amount	Percentage
Very good	10	100.000%
Good	0	0.000%
Neither good nor poor	0	0.000%
Poor	0	0.000%
Very poor	0	0.000%
Do not know	0	0.000%

Very good Good Neither good nor poor Poor
Very poor Do not know



Experience	Amount	Percentage
Very good & Good	10	100.000%
Very poor & Poor	0	0.000%
Neither good nor poor & Do not know	0	0.000%

Very good & Good Very poor & Poor
Neither good nor poor & Do not know



Hull Complex Wounds Summary

Number of responses: 1

Experience	Amount	Percentage
Very good	1	100.000%
Good	0	0.000%
Neither good nor poor	0	0.000%
Poor	0	0.000%
Very poor	0	0.000%
Do not know	0	0.000%

Very good Good Neither good nor poor Poor
Very poor Do not know



Experience	Amount	Percentage
Very good & Good	1	100.000%
Very poor & Poor	0	0.000%
Neither good nor poor & Do not know	0	0.000%



Hull First Falls Summary

Number of responses: 32

Experience	Amount	Percentage
Very good	32	100.000%
Good	0	0.000%
Neither good nor poor	0	0.000%
Poor	0	0.000%
Very poor	0	0.000%
Do not know	0	0.000%

Very good Good Neither good nor poor Poor
Very poor Do not know



Experience	Amount	Percentage
Very good & Good	32	100.000%
Very poor & Poor	0	0.000%
Neither good nor poor & Do not know	0	0.000%

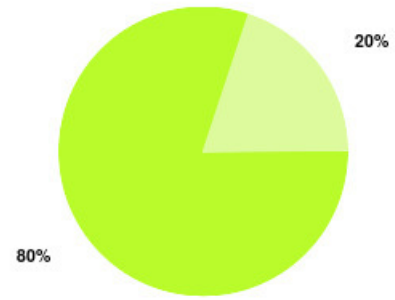


Hull Fracture Liaison Service Summary

Number of responses: 5

Experience	Amount	Percentage
Very good	4	80.000%
Good	1	20.000%
Neither good nor poor	0	0.000%
Poor	0	0.000%
Very poor	0	0.000%
Do not know	0	0.000%

Very good Good Neither good nor poor Poor
Very poor Do not know



Experience	Amount	Percentage
Very good & Good	5	100.000%
Very poor & Poor	0	0.000%
Neither good nor poor & Do not know	0	0.000%



Infant Feeding Service (SH) Summary

Number of responses: 6

Experience	Amount	Percentage
Very good	6	100.000%
Good	0	0.000%
Neither good nor poor	0	0.000%
Poor	0	0.000%
Very poor	0	0.000%
Do not know	0	0.000%

Very good Good Neither good nor poor Poor
Very poor Do not know



Experience	Amount	Percentage
Very good & Good	6	100.000%
Very poor & Poor	0	0.000%
Neither good nor poor & Do not know	0	0.000%



Intermediate Care Summary

Number of responses: 0

Intermediate Care (ER) Summary

Number of responses: 1

Experience	Amount	Percentage
Very good	1	100.000%
Good	0	0.000%
Neither good nor poor	0	0.000%
Poor	0	0.000%
Very poor	0	0.000%
Do not know	0	0.000%

Very good Good Neither good nor poor Poor
Very poor Do not know



Experience	Amount	Percentage
Very good & Good	1	100.000%
Very poor & Poor	0	0.000%
Neither good nor poor & Do not know	0	0.000%

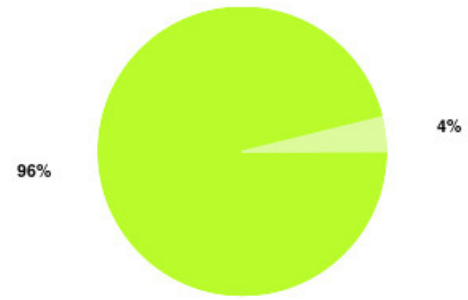


Jean Bishop ICC Summary

Number of responses: 51

Experience	Amount	Percentage
Very good	49	96.078%
Good	2	3.922%
Neither good nor poor	0	0.000%
Poor	0	0.000%
Very poor	0	0.000%
Do not know	0	0.000%

Very good Good Neither good nor poor Poor
Very poor Do not know



Experience	Amount	Percentage
Very good & Good	51	100.000%
Very poor & Poor	0	0.000%
Neither good nor poor & Do not know	0	0.000%

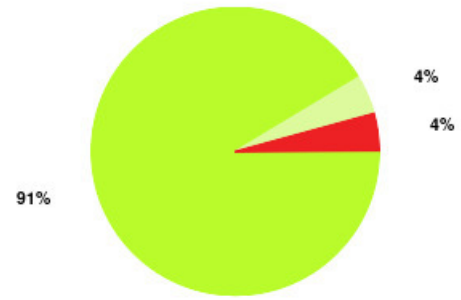


Let's Talk (Hull) Summary

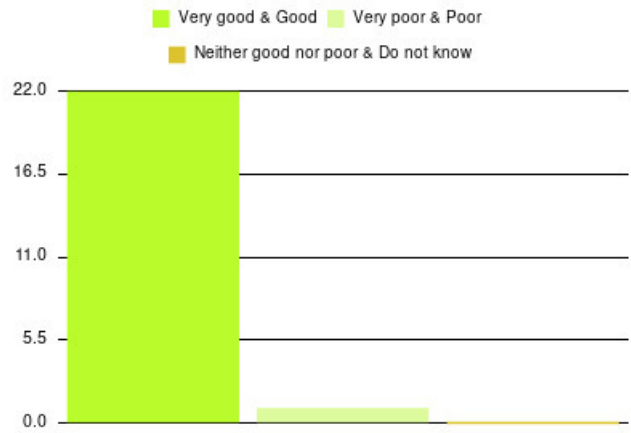
Number of responses: 23

Experience	Amount	Percentage
Very good	21	91.304%
Good	1	4.348%
Neither good nor poor	0	0.000%
Poor	0	0.000%
Very poor	1	4.348%
Do not know	0	0.000%

■ Very good
 ■ Good
 ■ Neither good nor poor
 ■ Poor
■ Very poor
 ■ Do not know



Experience	Amount	Percentage
Very good & Good	22	95.652%
Very poor & Poor	1	4.348%
Neither good nor poor & Do not know	0	0.000%



Let's Talk - Cruse Summary

Number of responses: 0

Let's Talk - Employment Advisors Summary

Number of responses: 15

Experience	Amount	Percentage
Very good	15	100.000%
Good	0	0.000%
Neither good nor poor	0	0.000%
Poor	0	0.000%
Very poor	0	0.000%
Do not know	0	0.000%

Very good Good Neither good nor poor Poor
Very poor Do not know



Experience	Amount	Percentage
Very good & Good	15	100.000%
Very poor & Poor	0	0.000%
Neither good nor poor & Do not know	0	0.000%

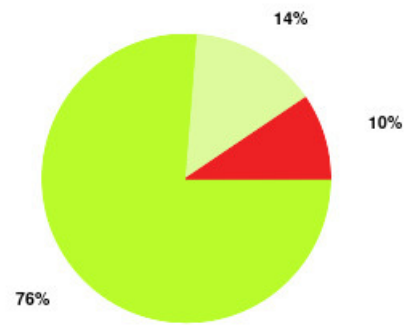


Let's Talk - Focus Counselling Summary

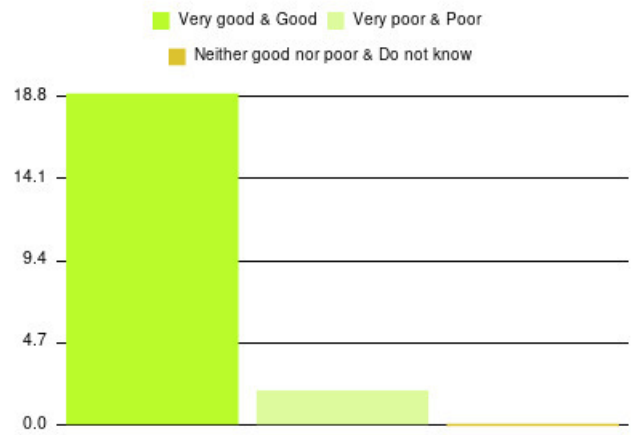
Number of responses: 21

Experience	Amount	Percentage
Very good	16	76.190%
Good	3	14.286%
Neither good nor poor	0	0.000%
Poor	0	0.000%
Very poor	2	9.524%
Do not know	0	0.000%

■ Very good
 ■ Good
 ■ Neither good nor poor
 ■ Poor
■ Very poor
 ■ Do not know



Experience	Amount	Percentage
Very good & Good	19	90.476%
Very poor & Poor	2	9.524%
Neither good nor poor & Do not know	0	0.000%

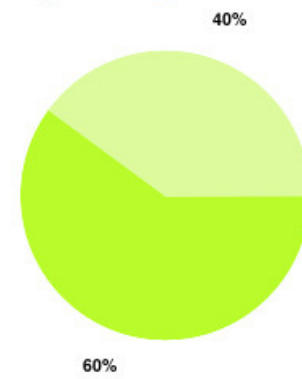


Let's Talk - Good Day Therapy Summary

Number of responses: 5

Experience	Amount	Percentage
Very good	3	60.000%
Good	2	40.000%
Neither good nor poor	0	0.000%
Poor	0	0.000%
Very poor	0	0.000%
Do not know	0	0.000%

■ Very good
 ■ Good
 ■ Neither good nor poor
 ■ Poor
 ■ Very poor
 ■ Do not know



Experience	Amount	Percentage
Very good & Good	5	100.000%
Very poor & Poor	0	0.000%
Neither good nor poor & Do not know	0	0.000%



Let's Talk - HEY Mind Summary

Number of responses: 0

Let's Talk - House of Light Summary

Number of responses: 8

Experience	Amount	Percentage
Very good	8	100.000%
Good	0	0.000%
Neither good nor poor	0	0.000%
Poor	0	0.000%
Very poor	0	0.000%
Do not know	0	0.000%

Very good Good Neither good nor poor Poor
Very poor Do not know



Experience	Amount	Percentage
Very good & Good	8	100.000%
Very poor & Poor	0	0.000%
Neither good nor poor & Do not know	0	0.000%



Let's Talk - Joan Pickard Ltd Summary

Number of responses: 0

Let's Talk - Relate Summary

Number of responses: 0

Let's Talk - S2BH Summary

Number of responses: 2

Experience	Amount	Percentage
Very good	2	100.000%
Good	0	0.000%
Neither good nor poor	0	0.000%
Poor	0	0.000%
Very poor	0	0.000%
Do not know	0	0.000%

Very good Good Neither good nor poor Poor
Very poor Do not know



Experience	Amount	Percentage
Very good & Good	2	100.000%
Very poor & Poor	0	0.000%
Neither good nor poor & Do not know	0	0.000%



Let's Talk - Temenos Summary

Number of responses: 0

Lifestyle Referral (SH) Summary

Number of responses: 5

Experience	Amount	Percentage
Very good	5	100.000%
Good	0	0.000%
Neither good nor poor	0	0.000%
Poor	0	0.000%
Very poor	0	0.000%
Do not know	0	0.000%

Very good Good Neither good nor poor Poor
Very poor Do not know



Experience	Amount	Percentage
Very good & Good	5	100.000%
Very poor & Poor	0	0.000%
Neither good nor poor & Do not know	0	0.000%

Very good & Good Very poor & Poor
Neither good nor poor & Do not know



Liverpool Stop Smoking Service Summary

Number of responses: 37

Experience	Amount	Percentage
Very good	37	100.000%
Good	0	0.000%
Neither good nor poor	0	0.000%
Poor	0	0.000%
Very poor	0	0.000%
Do not know	0	0.000%

Very good Good Neither good nor poor Poor
Very poor Do not know



Experience	Amount	Percentage
Very good & Good	37	100.000%
Very poor & Poor	0	0.000%
Neither good nor poor & Do not know	0	0.000%



Local Outbreak Team Summary

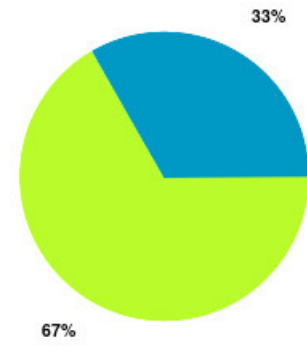
Number of responses: 0

Looked After Children Summary

Number of responses: 3

Experience	Amount	Percentage
Very good	2	66.667%
Good	0	0.000%
Neither good nor poor	0	0.000%
Poor	0	0.000%
Very poor	0	0.000%
Do not know	1	33.333%

Very good Good Neither good nor poor Poor
Very poor Do not know



Experience	Amount	Percentage
Very good & Good	2	66.667%
Very poor & Poor	0	0.000%
Neither good nor poor & Do not know	1	33.333%



Lymphoedema Summary

Number of responses: 0

Lymphoedema (East Riding) Summary

Number of responses: 0

ME/CFS Summary

Number of responses: 0

Medicines Management - Care Home Service Summary

Number of responses: 0

Mental Health Team (SH) Summary

Number of responses: 5

Experience	Amount	Percentage
Very good	5	100.000%
Good	0	0.000%
Neither good nor poor	0	0.000%
Poor	0	0.000%
Very poor	0	0.000%
Do not know	0	0.000%

Very good Good Neither good nor poor Poor
Very poor Do not know



Experience	Amount	Percentage
Very good & Good	5	100.000%
Very poor & Poor	0	0.000%
Neither good nor poor & Do not know	0	0.000%

Very good & Good Very poor & Poor
Neither good nor poor & Do not know

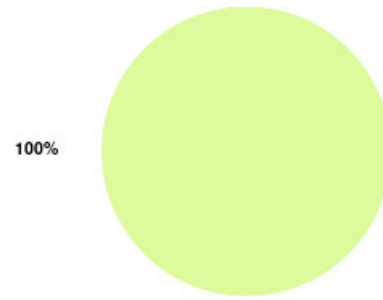


MSK Physiotherapy Summary

Number of responses: 1

Experience	Amount	Percentage
Very good	0	0.000%
Good	1	100.000%
Neither good nor poor	0	0.000%
Poor	0	0.000%
Very poor	0	0.000%
Do not know	0	0.000%

Very good Good Neither good nor poor Poor
Very poor Do not know



Experience	Amount	Percentage
Very good & Good	1	100.000%
Very poor & Poor	0	0.000%
Neither good nor poor & Do not know	0	0.000%

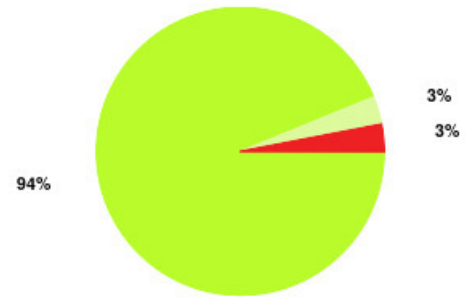


MSK Physiotherapy - Alfred Bean Hospital Summary

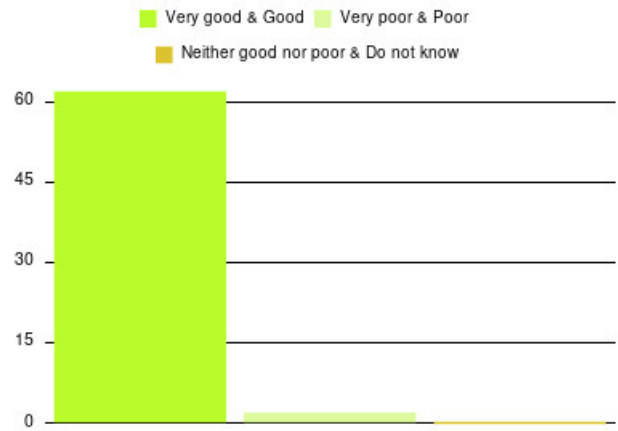
Number of responses: 64

Experience	Amount	Percentage
Very good	60	93.750%
Good	2	3.125%
Neither good nor poor	0	0.000%
Poor	0	0.000%
Very poor	2	3.125%
Do not know	0	0.000%

■ Very good
 ■ Good
 ■ Neither good nor poor
 ■ Poor
 ■ Very poor
 ■ Do not know



Experience	Amount	Percentage
Very good & Good	62	96.875%
Very poor & Poor	2	3.125%
Neither good nor poor & Do not know	0	0.000%

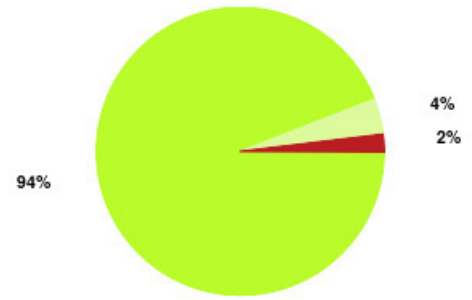


MSK Physiotherapy - Bridlington Hospital Summary

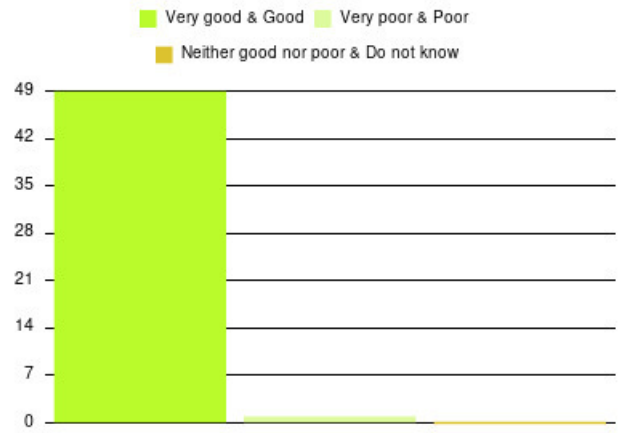
Number of responses: 50

Experience	Amount	Percentage
Very good	47	94.000%
Good	2	4.000%
Neither good nor poor	0	0.000%
Poor	1	2.000%
Very poor	0	0.000%
Do not know	0	0.000%

■ Very good
 ■ Good
 ■ Neither good nor poor
 ■ Poor
■ Very poor
 ■ Do not know



Experience	Amount	Percentage
Very good & Good	49	98.000%
Very poor & Poor	1	2.000%
Neither good nor poor & Do not know	0	0.000%

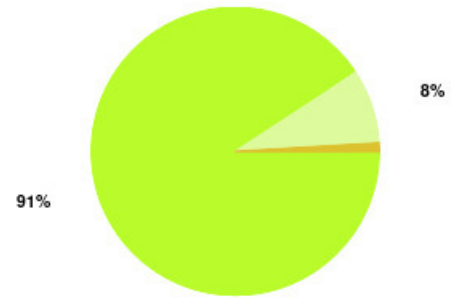


MSK Physiotherapy - East Riding Community Hospital Summary

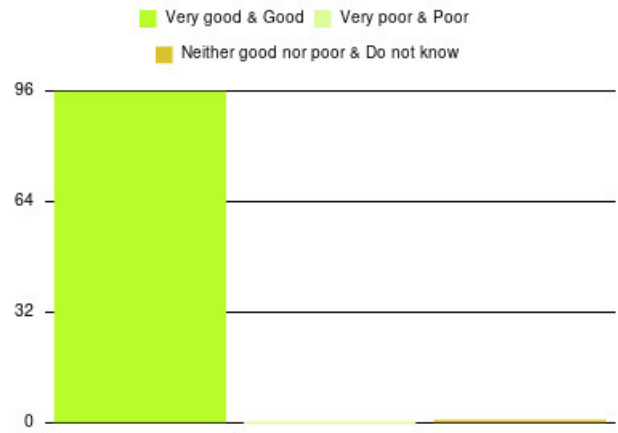
Number of responses: 97

Experience	Amount	Percentage
Very good	88	90.722%
Good	8	8.247%
Neither good nor poor	1	1.031%
Poor	0	0.000%
Very poor	0	0.000%
Do not know	0	0.000%

■ Very good
 ■ Good
 ■ Neither good nor poor
 ■ Poor
■ Very poor
 ■ Do not know



Experience	Amount	Percentage
Very good & Good	96	98.969%
Very poor & Poor	0	0.000%
Neither good nor poor & Do not know	1	1.031%

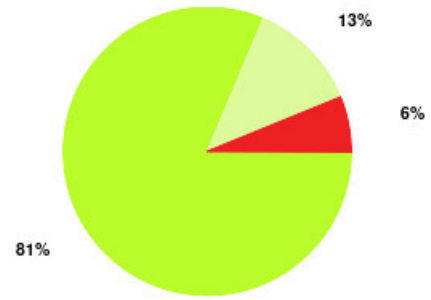


MSK Physiotherapy - Goole & District Hospital Summary

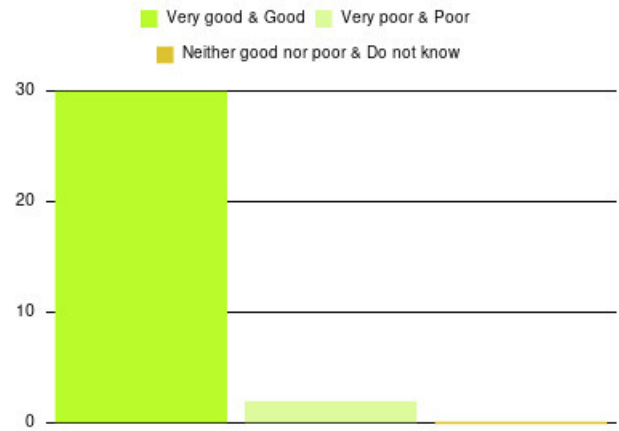
Number of responses: 32

Experience	Amount	Percentage
Very good	26	81.250%
Good	4	12.500%
Neither good nor poor	0	0.000%
Poor	0	0.000%
Very poor	2	6.250%
Do not know	0	0.000%

Very good Good Neither good nor poor Poor
Very poor Do not know



Experience	Amount	Percentage
Very good & Good	30	93.750%
Very poor & Poor	2	6.250%
Neither good nor poor & Do not know	0	0.000%

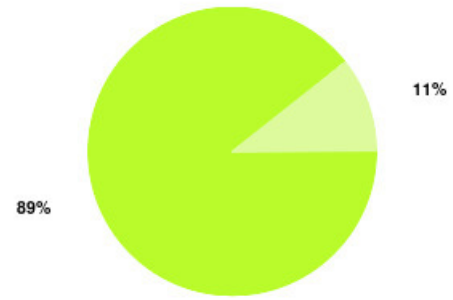


MSK Physiotherapy - Hesse Health Centre Summary

Number of responses: 28

Experience	Amount	Percentage
Very good	25	89.286%
Good	3	10.714%
Neither good nor poor	0	0.000%
Poor	0	0.000%
Very poor	0	0.000%
Do not know	0	0.000%

Very good Good Neither good nor poor Poor
Very poor Do not know



Experience	Amount	Percentage
Very good & Good	28	100.000%
Very poor & Poor	0	0.000%
Neither good nor poor & Do not know	0	0.000%

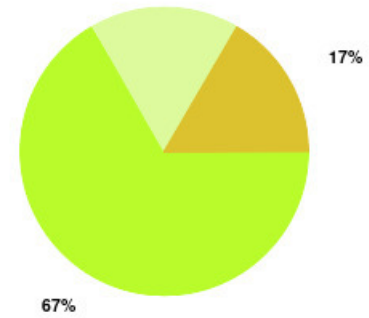


MSK Physiotherapy - Hornsea Cottage Hospital Summary

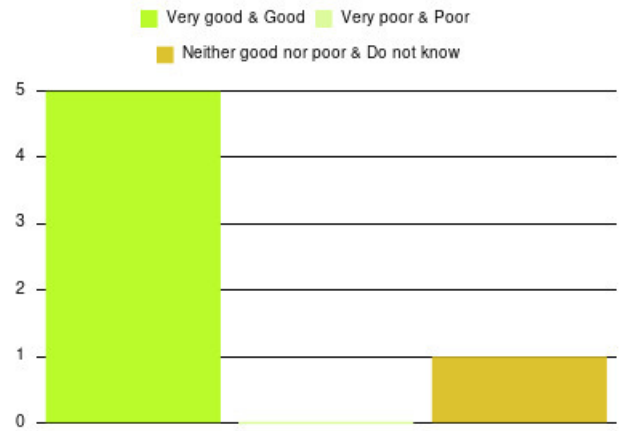
Number of responses: 6

Experience	Amount	Percentage
Very good	4	66.667%
Good	1	16.667%
Neither good nor poor	1	16.667%
Poor	0	0.000%
Very poor	0	0.000%
Do not know	0	0.000%

■ Very good
 ■ Good
 ■ Neither good nor poor
 ■ Poor
 ■ Very poor
 ■ Do not know



Experience	Amount	Percentage
Very good & Good	5	83.333%
Very poor & Poor	0	0.000%
Neither good nor poor & Do not know	1	16.667%

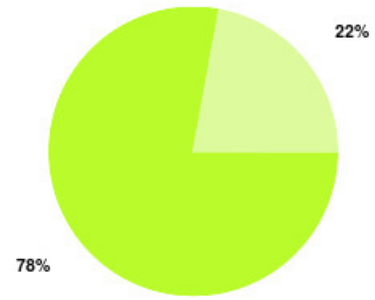


MSK Physiotherapy - Telehealth Summary

Number of responses: 18

Experience	Amount	Percentage
Very good	14	77.778%
Good	4	22.222%
Neither good nor poor	0	0.000%
Poor	0	0.000%
Very poor	0	0.000%
Do not know	0	0.000%

Very good Good Neither good nor poor Poor
Very poor Do not know



Experience	Amount	Percentage
Very good & Good	18	100.000%
Very poor & Poor	0	0.000%
Neither good nor poor & Do not know	0	0.000%

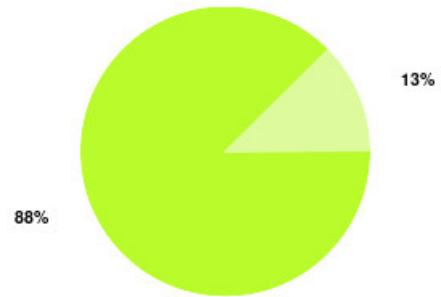


MSK Physiotherapy - Withernsea Hospital Summary

Number of responses: 8

Experience	Amount	Percentage
Very good	7	87.500%
Good	1	12.500%
Neither good nor poor	0	0.000%
Poor	0	0.000%
Very poor	0	0.000%
Do not know	0	0.000%

Very good Good Neither good nor poor Poor
Very poor Do not know



Experience	Amount	Percentage
Very good & Good	8	100.000%
Very poor & Poor	0	0.000%
Neither good nor poor & Do not know	0	0.000%



Night Care Service (EOL) Summary

Number of responses: 0

OccWellbeing Summary

Number of responses: 0

Oral Health (SH) Summary

Number of responses: 0

Oral Health Promotion Team Summary

Number of responses: 19

Experience	Amount	Percentage
Very good	19	100.000%
Good	0	0.000%
Neither good nor poor	0	0.000%
Poor	0	0.000%
Very poor	0	0.000%
Do not know	0	0.000%

Very good Good Neither good nor poor Poor
Very poor Do not know



Experience	Amount	Percentage
Very good & Good	19	100.000%
Very poor & Poor	0	0.000%
Neither good nor poor & Do not know	0	0.000%



Out of Hours Nursing (East Riding) Summary

Number of responses: 0

Out of Hours Nursing (EOL) Summary

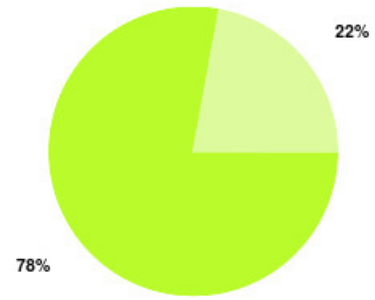
Number of responses: 0

Pain Management - ER & VoY Summary

Number of responses: 9

Experience	Amount	Percentage
Very good	7	77.778%
Good	2	22.222%
Neither good nor poor	0	0.000%
Poor	0	0.000%
Very poor	0	0.000%
Do not know	0	0.000%

■ Very good
 ■ Good
 ■ Neither good nor poor
 ■ Poor
 ■ Very poor
 ■ Do not know



Experience	Amount	Percentage
Very good & Good	9	100.000%
Very poor & Poor	0	0.000%
Neither good nor poor & Do not know	0	0.000%

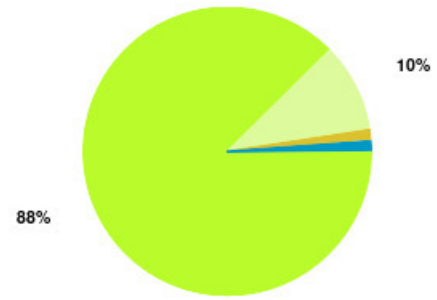


Pain Management - Hull Summary

Number of responses: 80

Experience	Amount	Percentage
Very good	70	87.500%
Good	8	10.000%
Neither good nor poor	1	1.250%
Poor	0	0.000%
Very poor	0	0.000%
Do not know	1	1.250%

■ Very good
 ■ Good
 ■ Neither good nor poor
 ■ Poor
 ■ Very poor
 ■ Do not know



Experience	Amount	Percentage
Very good & Good	78	97.500%
Very poor & Poor	0	0.000%
Neither good nor poor & Do not know	2	2.500%



Parkinson's Hub (ICC) Summary

Number of responses: 0

PAUL for Brain recovery Summary

Number of responses: 0

Pharmacies Summary

Number of responses: 0

Phlebotomy - Withernsea Hospital Summary

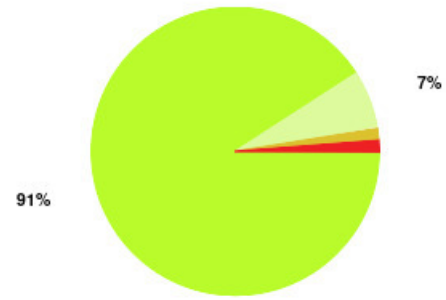
Number of responses: 0

Podiatry (ER - Beverley) Summary

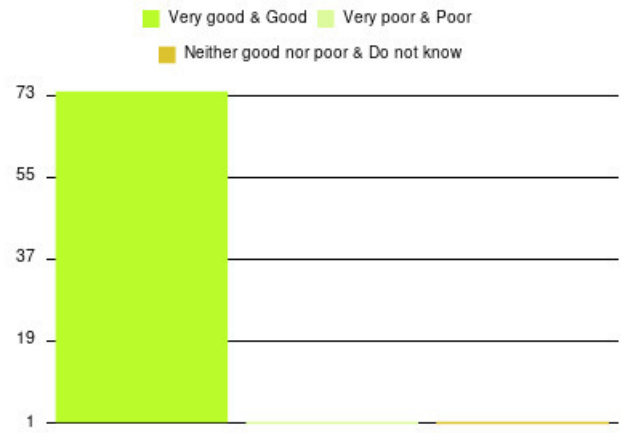
Number of responses: 76

Experience	Amount	Percentage
Very good	69	90.789%
Good	5	6.579%
Neither good nor poor	1	1.316%
Poor	0	0.000%
Very poor	1	1.316%
Do not know	0	0.000%

■ Very good
 ■ Good
 ■ Neither good nor poor
 ■ Poor
 ■ Very poor
 ■ Do not know



Experience	Amount	Percentage
Very good & Good	74	97.368%
Very poor & Poor	1	1.316%
Neither good nor poor & Do not know	1	1.316%

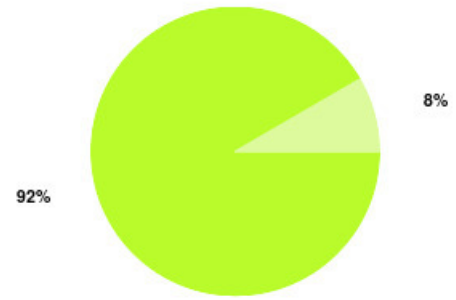


Podiatry (ER - Bridlington) Summary

Number of responses: 71

Experience	Amount	Percentage
Very good	65	91.549%
Good	6	8.451%
Neither good nor poor	0	0.000%
Poor	0	0.000%
Very poor	0	0.000%
Do not know	0	0.000%

Very good Good Neither good nor poor Poor
Very poor Do not know



Experience	Amount	Percentage
Very good & Good	71	100.000%
Very poor & Poor	0	0.000%
Neither good nor poor & Do not know	0	0.000%

Very good & Good Very poor & Poor
Neither good nor poor & Do not know

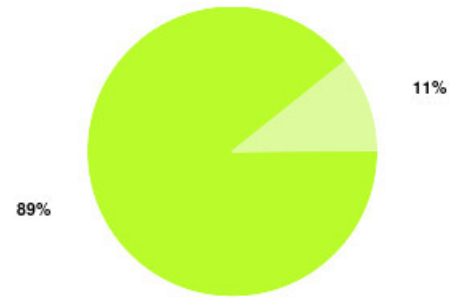


Podiatry (ER - Driffield) Summary

Number of responses: 37

Experience	Amount	Percentage
Very good	33	89.189%
Good	4	10.811%
Neither good nor poor	0	0.000%
Poor	0	0.000%
Very poor	0	0.000%
Do not know	0	0.000%

■ Very good
 ■ Good
 ■ Neither good nor poor
 ■ Poor
 ■ Very poor
 ■ Do not know



Experience	Amount	Percentage
Very good & Good	37	100.000%
Very poor & Poor	0	0.000%
Neither good nor poor & Do not know	0	0.000%




Podiatry (ER - Goole) Summary

Number of responses: 56

Experience	Amount	Percentage
Very good	54	96.429%
Good	2	3.571%
Neither good nor poor	0	0.000%
Poor	0	0.000%
Very poor	0	0.000%
Do not know	0	0.000%

Very good Good Neither good nor poor Poor
Very poor Do not know



Experience	Amount	Percentage
Very good & Good	56	100.000%
Very poor & Poor	0	0.000%
Neither good nor poor & Do not know	0	0.000%



Podiatry (ER - Hedon/Rosedale) Summary

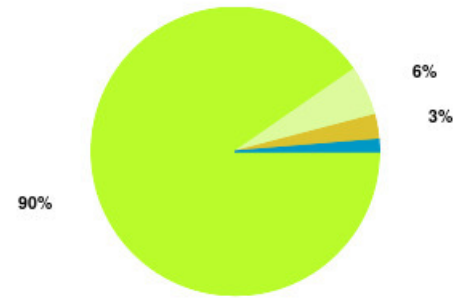
Number of responses: 0

Podiatry (ER - Hesse) Summary

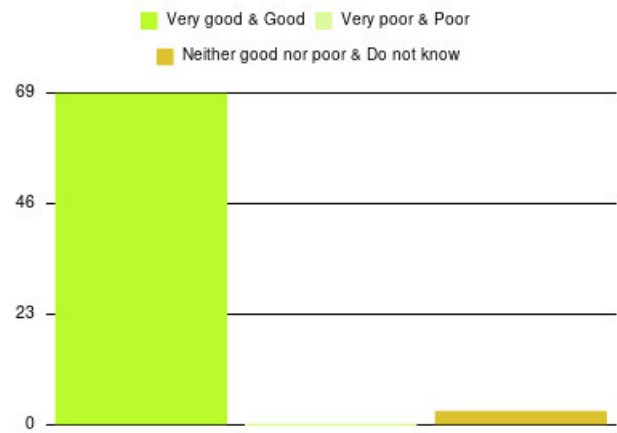
Number of responses: 72

Experience	Amount	Percentage
Very good	65	90.278%
Good	4	5.556%
Neither good nor poor	2	2.778%
Poor	0	0.000%
Very poor	0	0.000%
Do not know	1	1.389%

■ Very good
 ■ Good
 ■ Neither good nor poor
 ■ Poor
 ■ Very poor
 ■ Do not know



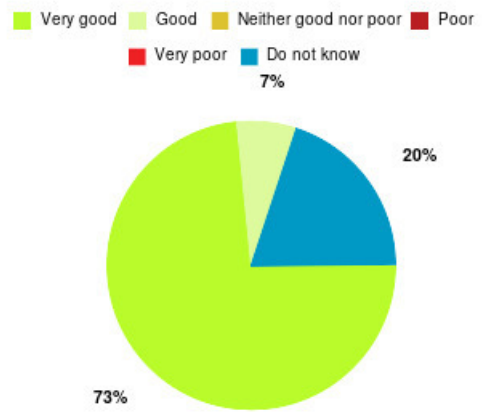
Experience	Amount	Percentage
Very good & Good	69	95.833%
Very poor & Poor	0	0.000%
Neither good nor poor & Do not know	3	4.167%



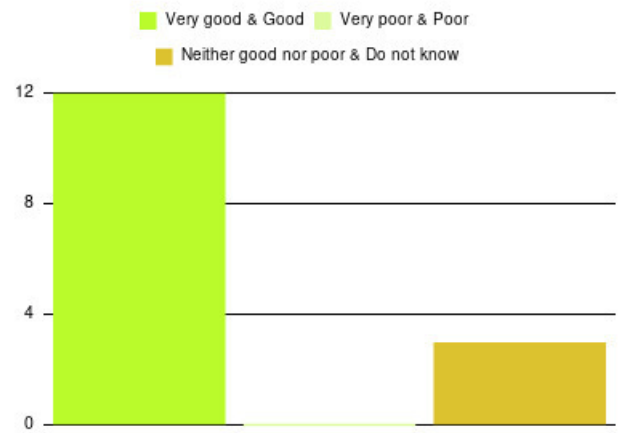
Podiatry (ER - Home visits) Summary

Number of responses: 15

Experience	Amount	Percentage
Very good	11	73.333%
Good	1	6.667%
Neither good nor poor	0	0.000%
Poor	0	0.000%
Very poor	0	0.000%
Do not know	3	20.000%



Experience	Amount	Percentage
Very good & Good	12	80.000%
Very poor & Poor	0	0.000%
Neither good nor poor & Do not know	3	20.000%

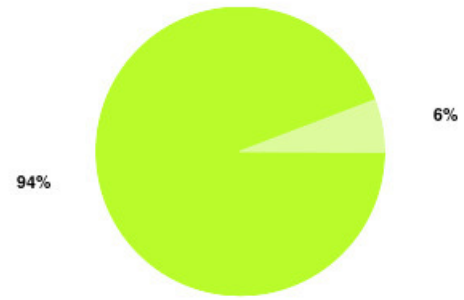


Podiatry (ER - Hornsea) Summary

Number of responses: 17

Experience	Amount	Percentage
Very good	16	94.118%
Good	1	5.882%
Neither good nor poor	0	0.000%
Poor	0	0.000%
Very poor	0	0.000%
Do not know	0	0.000%

■ Very good
 ■ Good
 ■ Neither good nor poor
 ■ Poor
 ■ Very poor
 ■ Do not know



Experience	Amount	Percentage
Very good & Good	17	100.000%
Very poor & Poor	0	0.000%
Neither good nor poor & Do not know	0	0.000%

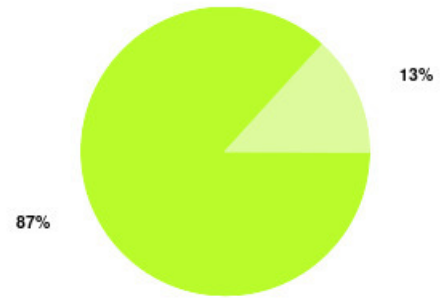


Podiatry (ER - Market Weighton) Summary

Number of responses: 15

Experience	Amount	Percentage
Very good	13	86.667%
Good	2	13.333%
Neither good nor poor	0	0.000%
Poor	0	0.000%
Very poor	0	0.000%
Do not know	0	0.000%

■ Very good
 ■ Good
 ■ Neither good nor poor
 ■ Poor
 ■ Very poor
 ■ Do not know



Experience	Amount	Percentage
Very good & Good	15	100.000%
Very poor & Poor	0	0.000%
Neither good nor poor & Do not know	0	0.000%

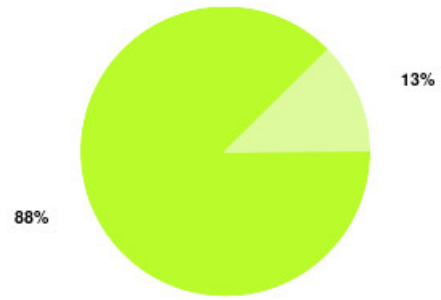


Podiatry (ER - MSK) Summary

Number of responses: 8

Experience	Amount	Percentage
Very good	7	87.500%
Good	1	12.500%
Neither good nor poor	0	0.000%
Poor	0	0.000%
Very poor	0	0.000%
Do not know	0	0.000%

Very good Good Neither good nor poor Poor
Very poor Do not know



Experience	Amount	Percentage
Very good & Good	8	100.000%
Very poor & Poor	0	0.000%
Neither good nor poor & Do not know	0	0.000%

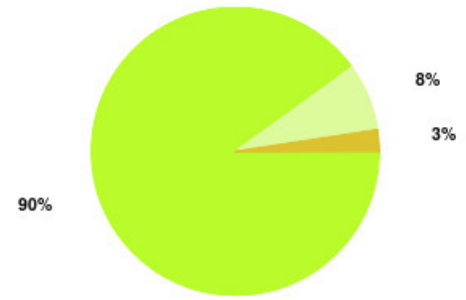


Podiatry (ER - Withernsea) Summary

Number of responses: 40

Experience	Amount	Percentage
Very good	36	90.000%
Good	3	7.500%
Neither good nor poor	1	2.500%
Poor	0	0.000%
Very poor	0	0.000%
Do not know	0	0.000%

■ Very good
 ■ Good
 ■ Neither good nor poor
 ■ Poor
 ■ Very poor
 ■ Do not know



Experience	Amount	Percentage
Very good & Good	39	97.500%
Very poor & Poor	0	0.000%
Neither good nor poor & Do not know	1	2.500%

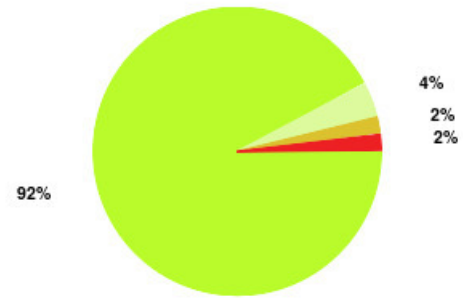


Podiatry (Hull - Allam Diabetes Centre) Summary

Number of responses: 51

Experience	Amount	Percentage
Very good	47	92.157%
Good	2	3.922%
Neither good nor poor	1	1.961%
Poor	0	0.000%
Very poor	1	1.961%
Do not know	0	0.000%

■ Very good
 ■ Good
 ■ Neither good nor poor
 ■ Poor
■ Very poor
 ■ Do not know



Experience	Amount	Percentage
Very good & Good	49	96.078%
Very poor & Poor	1	1.961%
Neither good nor poor & Do not know	1	1.961%

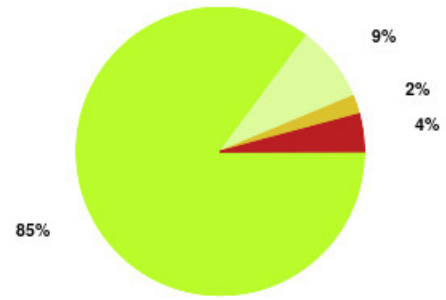


Podiatry (Hull - Bransholme HC) Summary

Number of responses: 47

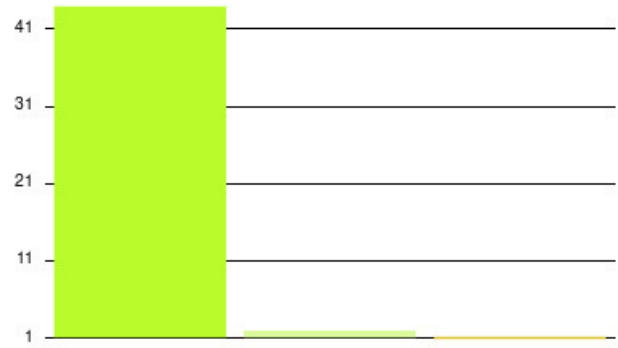
Experience	Amount	Percentage
Very good	40	85.106%
Good	4	8.511%
Neither good nor poor	1	2.128%
Poor	2	4.255%
Very poor	0	0.000%
Do not know	0	0.000%

■ Very good
 ■ Good
 ■ Neither good nor poor
 ■ Poor
 ■ Very poor
 ■ Do not know



Experience	Amount	Percentage
Very good & Good	44	93.617%
Very poor & Poor	2	4.255%
Neither good nor poor & Do not know	1	2.128%

■ Very good & Good
 ■ Very poor & Poor
 ■ Neither good nor poor & Do not know



Podiatry (Hull - Dialysis clinic) Summary

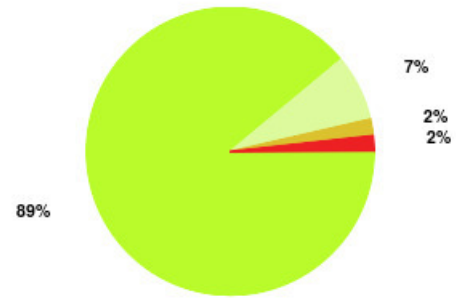
Number of responses: 0

Podiatry (Hull - Elliott Chappell HC) Summary

Number of responses: 54

Experience	Amount	Percentage
Very good	48	88.889%
Good	4	7.407%
Neither good nor poor	1	1.852%
Poor	0	0.000%
Very poor	1	1.852%
Do not know	0	0.000%

■ Very good
 ■ Good
 ■ Neither good nor poor
 ■ Poor
 ■ Very poor
 ■ Do not know



Experience	Amount	Percentage
Very good & Good	52	96.296%
Very poor & Poor	1	1.852%
Neither good nor poor & Do not know	1	1.852%



Podiatry (Hull - HMP Hull) Summary

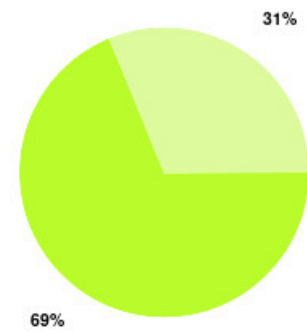
Number of responses: 0

Podiatry (Hull - Home visits) Summary

Number of responses: 16

Experience	Amount	Percentage
Very good	11	68.750%
Good	5	31.250%
Neither good nor poor	0	0.000%
Poor	0	0.000%
Very poor	0	0.000%
Do not know	0	0.000%

Very good Good Neither good nor poor Poor
Very poor Do not know



Experience	Amount	Percentage
Very good & Good	16	100.000%
Very poor & Poor	0	0.000%
Neither good nor poor & Do not know	0	0.000%



Podiatry (Hull - Homeless Service) Summary

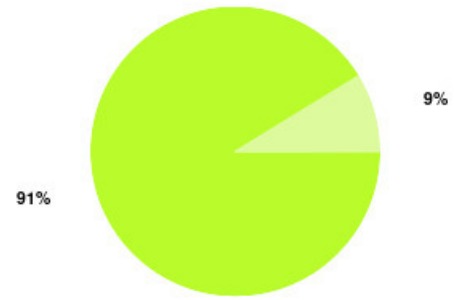
Number of responses: 0

Podiatry (Hull - Longhill HC) Summary

Number of responses: 34

Experience	Amount	Percentage
Very good	31	91.176%
Good	3	8.824%
Neither good nor poor	0	0.000%
Poor	0	0.000%
Very poor	0	0.000%
Do not know	0	0.000%

■ Very good
 ■ Good
 ■ Neither good nor poor
 ■ Poor
 ■ Very poor
 ■ Do not know



Experience	Amount	Percentage
Very good & Good	34	100.000%
Very poor & Poor	0	0.000%
Neither good nor poor & Do not know	0	0.000%

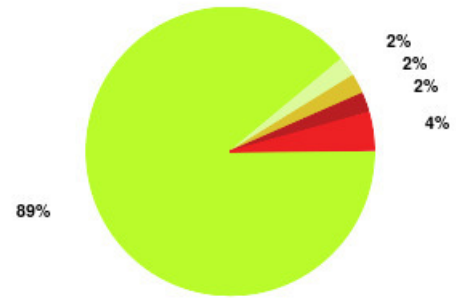


Podiatry (Hull - Morrill St) Summary

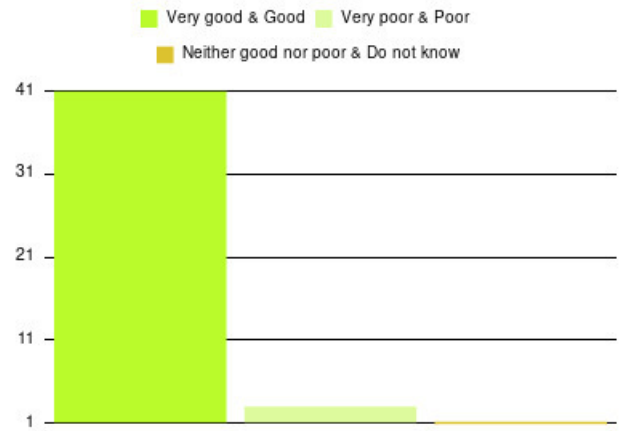
Number of responses: 45

Experience	Amount	Percentage
Very good	40	88.889%
Good	1	2.222%
Neither good nor poor	1	2.222%
Poor	1	2.222%
Very poor	2	4.444%
Do not know	0	0.000%

■ Very good
 ■ Good
 ■ Neither good nor poor
 ■ Poor
 ■ Very poor
 ■ Do not know



Experience	Amount	Percentage
Very good & Good	41	91.111%
Very poor & Poor	3	6.667%
Neither good nor poor & Do not know	1	2.222%



Podiatry (Hull - Nail clinic) Summary

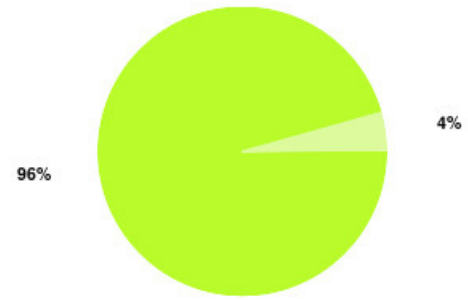
Number of responses: 0

Podiatry (Hull - Newington HC) Summary

Number of responses: 45

Experience	Amount	Percentage
Very good	43	95.556%
Good	2	4.444%
Neither good nor poor	0	0.000%
Poor	0	0.000%
Very poor	0	0.000%
Do not know	0	0.000%

Very good Good Neither good nor poor Poor
Very poor Do not know



Experience	Amount	Percentage
Very good & Good	45	100.000%
Very poor & Poor	0	0.000%
Neither good nor poor & Do not know	0	0.000%

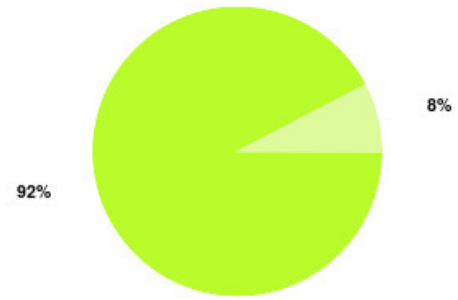


Podiatry (Hull - Orchard Centre) Summary

Number of responses: 52

Experience	Amount	Percentage
Very good	48	92.308%
Good	4	7.692%
Neither good nor poor	0	0.000%
Poor	0	0.000%
Very poor	0	0.000%
Do not know	0	0.000%

■ Very good
 ■ Good
 ■ Neither good nor poor
 ■ Poor
 ■ Very poor
 ■ Do not know



Experience	Amount	Percentage
Very good & Good	52	100.000%
Very poor & Poor	0	0.000%
Neither good nor poor & Do not know	0	0.000%

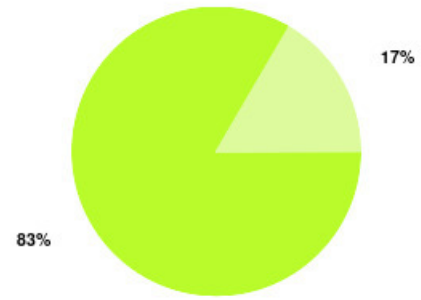


Podiatry (Hull - Rheumatology H.R.I.) Summary

Number of responses: 6

Experience	Amount	Percentage
Very good	5	83.333%
Good	1	16.667%
Neither good nor poor	0	0.000%
Poor	0	0.000%
Very poor	0	0.000%
Do not know	0	0.000%

Very good Good Neither good nor poor Poor
Very poor Do not know



Experience	Amount	Percentage
Very good & Good	6	100.000%
Very poor & Poor	0	0.000%
Neither good nor poor & Do not know	0	0.000%



Podiatry (Hull - Terry St) Summary

Number of responses: 0

Podiatry (Hull - The Crossings) Summary

Number of responses: 0

Podiatry (Hull - Ward visits) Summary

Number of responses: 1

Experience	Amount	Percentage
Very good	1	100.000%
Good	0	0.000%
Neither good nor poor	0	0.000%
Poor	0	0.000%
Very poor	0	0.000%
Do not know	0	0.000%

Very good Good Neither good nor poor Poor
Very poor Do not know



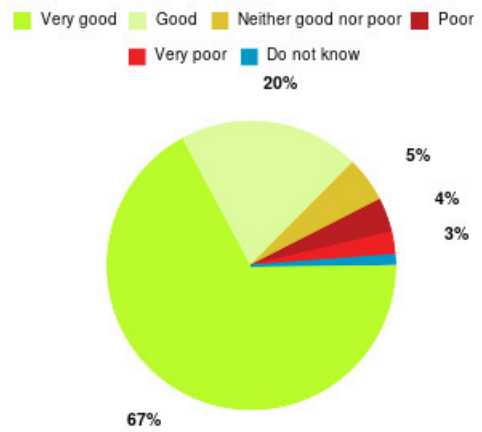
Experience	Amount	Percentage
Very good & Good	1	100.000%
Very poor & Poor	0	0.000%
Neither good nor poor & Do not know	0	0.000%



Podiatry (telephone appointment) Summary

Number of responses: 79

Experience	Amount	Percentage
Very good	53	67.089%
Good	16	20.253%
Neither good nor poor	4	5.063%
Poor	3	3.797%
Very poor	2	2.532%
Do not know	1	1.266%



Experience	Amount	Percentage
Very good & Good	69	87.342%
Very poor & Poor	5	6.329%
Neither good nor poor & Do not know	5	6.329%



Primary Care - Mental Health Coordinator Summary

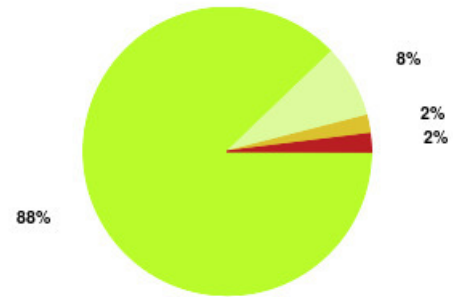
Number of responses: 0

Pulmonary Rehab (ER) Summary

Number of responses: 49


Experience	Amount	Percentage
Very good	43	87.755%
Good	4	8.163%
Neither good nor poor	1	2.041%
Poor	1	2.041%
Very poor	0	0.000%
Do not know	0	0.000%

■ Very good
 ■ Good
 ■ Neither good nor poor
 ■ Poor
 ■ Very poor
 ■ Do not know



Experience	Amount	Percentage
Very good & Good	47	95.918%
Very poor & Poor	1	2.041%
Neither good nor poor & Do not know	1	2.041%

■ Very good & Good
 ■ Very poor & Poor
 ■ Neither good nor poor & Do not know

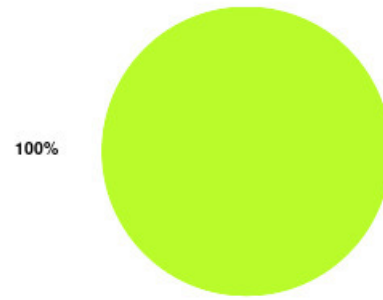


Pulmonary Rehab (Hull) Summary

Number of responses: 10

Experience	Amount	Percentage
Very good	10	100.000%
Good	0	0.000%
Neither good nor poor	0	0.000%
Poor	0	0.000%
Very poor	0	0.000%
Do not know	0	0.000%

Very good Good Neither good nor poor Poor
Very poor Do not know



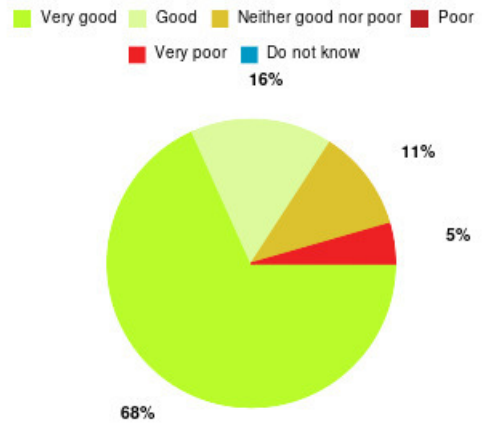
Experience	Amount	Percentage
Very good & Good	10	100.000%
Very poor & Poor	0	0.000%
Neither good nor poor & Do not know	0	0.000%



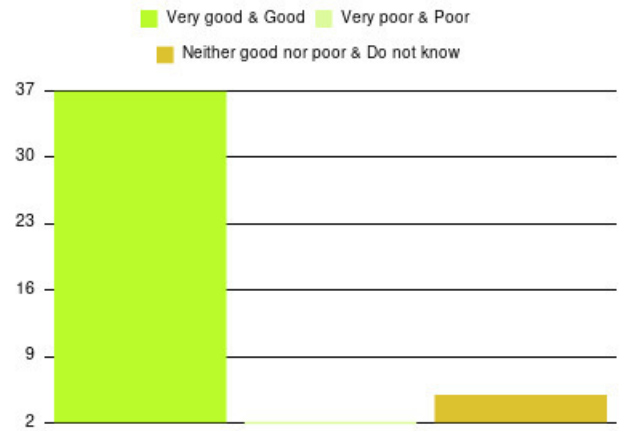
Rossmore Summary

Number of responses: 44

Experience	Amount	Percentage
Very good	30	68.182%
Good	7	15.909%
Neither good nor poor	5	11.364%
Poor	0	0.000%
Very poor	2	4.545%
Do not know	0	0.000%



Experience	Amount	Percentage
Very good & Good	37	84.091%
Very poor & Poor	2	4.545%
Neither good nor poor & Do not know	5	11.364%



School Health + Summary

Number of responses: 0

Sexual Health - Erectile Dysfunction (East Riding) Summary

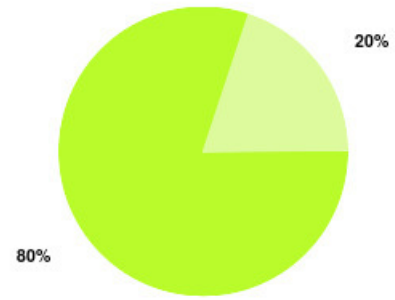
Number of responses: 0

Sexual Health - Erectile Dysfunction (Hull) Summary

Number of responses: 10

Experience	Amount	Percentage
Very good	8	80.000%
Good	2	20.000%
Neither good nor poor	0	0.000%
Poor	0	0.000%
Very poor	0	0.000%
Do not know	0	0.000%

Very good Good Neither good nor poor Poor
Very poor Do not know



Experience	Amount	Percentage
Very good & Good	10	100.000%
Very poor & Poor	0	0.000%
Neither good nor poor & Do not know	0	0.000%

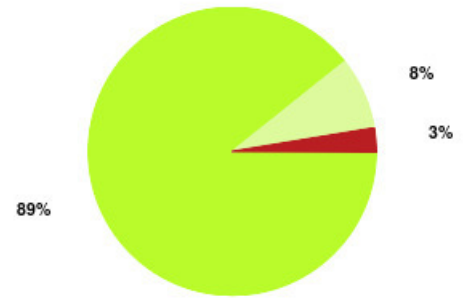


Sexual Health - GUM & Family Planning (East Riding) Summary

Number of responses: 37

Experience	Amount	Percentage
Very good	33	89.189%
Good	3	8.108%
Neither good nor poor	0	0.000%
Poor	1	2.703%
Very poor	0	0.000%
Do not know	0	0.000%

■ Very good
 ■ Good
 ■ Neither good nor poor
 ■ Poor
 ■ Very poor
 ■ Do not know



Experience	Amount	Percentage
Very good & Good	36	97.297%
Very poor & Poor	1	2.703%
Neither good nor poor & Do not know	0	0.000%

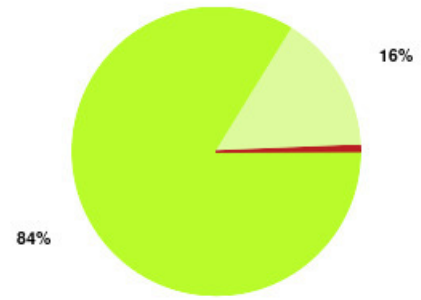


Sexual Health - GUM & Family Planning (Hull) Summary

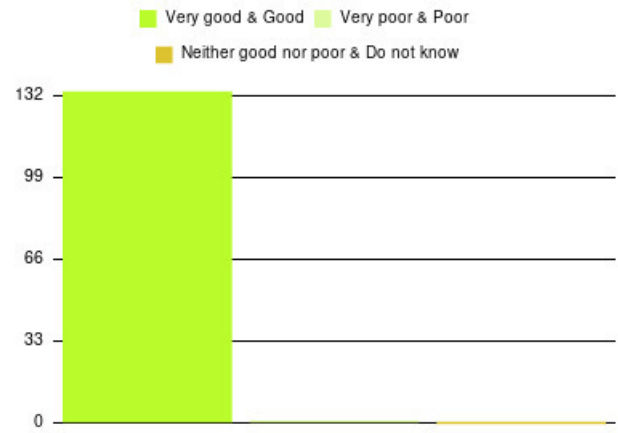
Number of responses: 135

Experience	Amount	Percentage
Very good	113	83.704%
Good	21	15.556%
Neither good nor poor	0	0.000%
Poor	1	0.741%
Very poor	0	0.000%
Do not know	0	0.000%

■ Very good
 ■ Good
 ■ Neither good nor poor
 ■ Poor
 ■ Very poor
 ■ Do not know



Experience	Amount	Percentage
Very good & Good	134	99.259%
Very poor & Poor	1	0.741%
Neither good nor poor & Do not know	0	0.000%

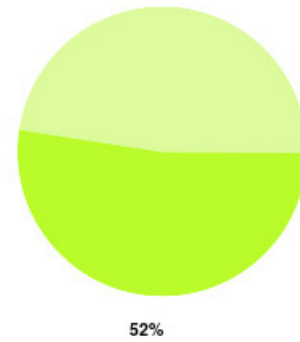


Sexual Health - Outreach (East Riding) Summary

Number of responses: 21

Experience	Amount	Percentage
Very good	11	52.381%
Good	10	47.619%
Neither good nor poor	0	0.000%
Poor	0	0.000%
Very poor	0	0.000%
Do not know	0	0.000%

■ Very good ■ Good ■ Neither good nor poor ■ Poor
■ Very poor ■ Do not know



Experience	Amount	Percentage
Very good & Good	21	100.000%
Very poor & Poor	0	0.000%
Neither good nor poor & Do not know	0	0.000%

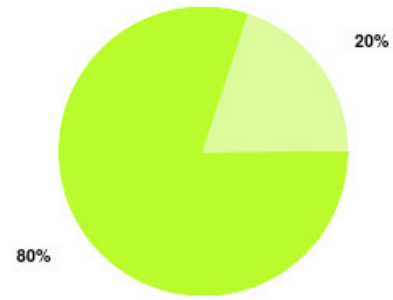


Sexual Health - Outreach (Hull) Summary

Number of responses: 5

Experience	Amount	Percentage
Very good	4	80.000%
Good	1	20.000%
Neither good nor poor	0	0.000%
Poor	0	0.000%
Very poor	0	0.000%
Do not know	0	0.000%

Very good Good Neither good nor poor Poor
Very poor Do not know



Experience	Amount	Percentage
Very good & Good	5	100.000%
Very poor & Poor	0	0.000%
Neither good nor poor & Do not know	0	0.000%



Sexual Health - Ultrasound (Hull) Summary

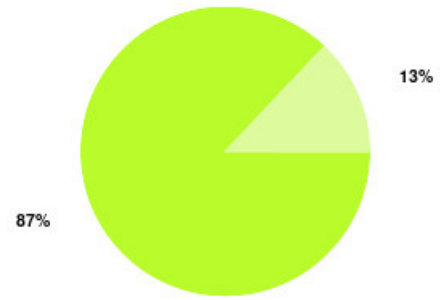
Number of responses: 0

Sexual Health - Unplanned Pregnancy Service Summary

Number of responses: 23

Experience	Amount	Percentage
Very good	20	86.957%
Good	3	13.043%
Neither good nor poor	0	0.000%
Poor	0	0.000%
Very poor	0	0.000%
Do not know	0	0.000%

■ Very good
 ■ Good
 ■ Neither good nor poor
 ■ Poor
 ■ Very poor
 ■ Do not know



Experience	Amount	Percentage
Very good & Good	23	100.000%
Very poor & Poor	0	0.000%
Neither good nor poor & Do not know	0	0.000%




Sexual Health - Vasectomy (Hull) Summary

Number of responses: 30

Experience	Amount	Percentage
Very good	29	96.667%
Good	1	3.333%
Neither good nor poor	0	0.000%
Poor	0	0.000%
Very poor	0	0.000%
Do not know	0	0.000%

Very good Good Neither good nor poor Poor
Very poor Do not know



Experience	Amount	Percentage
Very good & Good	30	100.000%
Very poor & Poor	0	0.000%
Neither good nor poor & Do not know	0	0.000%



Sexual Health - Women's Health (East Riding) Summary

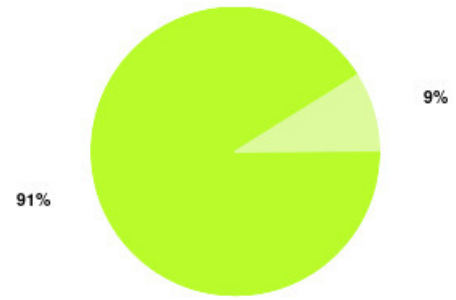
Number of responses: 0

Sexual Health - Women's Health (Hull) Summary

Number of responses: 67

Experience	Amount	Percentage
Very good	61	91.045%
Good	6	8.955%
Neither good nor poor	0	0.000%
Poor	0	0.000%
Very poor	0	0.000%
Do not know	0	0.000%

■ Very good
 ■ Good
 ■ Neither good nor poor
 ■ Poor
 ■ Very poor
 ■ Do not know



Experience	Amount	Percentage
Very good & Good	67	100.000%
Very poor & Poor	0	0.000%
Neither good nor poor & Do not know	0	0.000%



Smokefree (Knowsley) Summary

Number of responses: 17

Experience	Amount	Percentage
Very good	17	100.000%
Good	0	0.000%
Neither good nor poor	0	0.000%
Poor	0	0.000%
Very poor	0	0.000%
Do not know	0	0.000%

Very good Good Neither good nor poor Poor
Very poor Do not know



Experience	Amount	Percentage
Very good & Good	17	100.000%
Very poor & Poor	0	0.000%
Neither good nor poor & Do not know	0	0.000%



Smokefree (St Helens) Summary

Number of responses: 4

Experience	Amount	Percentage
Very good	4	100.000%
Good	0	0.000%
Neither good nor poor	0	0.000%
Poor	0	0.000%
Very poor	0	0.000%
Do not know	0	0.000%

Very good Good Neither good nor poor Poor
Very poor Do not know



Experience	Amount	Percentage
Very good & Good	4	100.000%
Very poor & Poor	0	0.000%
Neither good nor poor & Do not know	0	0.000%

Very good & Good Very poor & Poor
Neither good nor poor & Do not know



Specialist Palliative Care Services (EOL) Summary

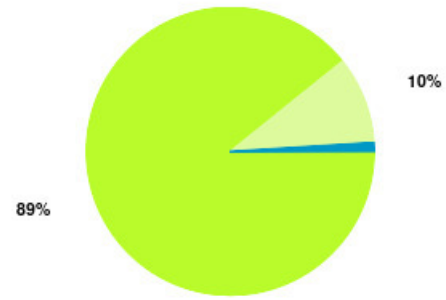
Number of responses: 0

Specialist Weight Management Services Summary

Number of responses: 92

Experience	Amount	Percentage
Very good	82	89.130%
Good	9	9.783%
Neither good nor poor	0	0.000%
Poor	0	0.000%
Very poor	0	0.000%
Do not know	1	1.087%

■ Very good
 ■ Good
 ■ Neither good nor poor
 ■ Poor
 ■ Very poor
 ■ Do not know



Experience	Amount	Percentage
Very good & Good	91	98.913%
Very poor & Poor	0	0.000%
Neither good nor poor & Do not know	1	1.087%

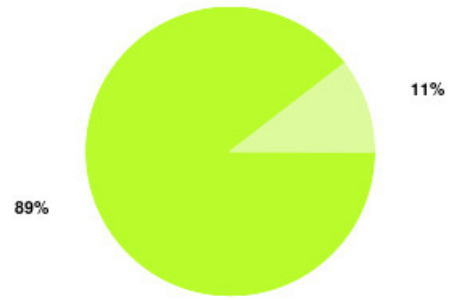


Speech and Language Therapy (East Riding) Summary

Number of responses: 19

Experience	Amount	Percentage
Very good	17	89.474%
Good	2	10.526%
Neither good nor poor	0	0.000%
Poor	0	0.000%
Very poor	0	0.000%
Do not know	0	0.000%

■ Very good
 ■ Good
 ■ Neither good nor poor
 ■ Poor
 ■ Very poor
 ■ Do not know



Experience	Amount	Percentage
Very good & Good	19	100.000%
Very poor & Poor	0	0.000%
Neither good nor poor & Do not know	0	0.000%

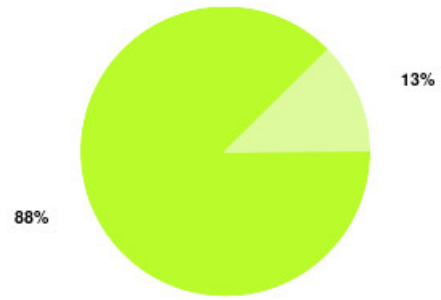


Speech and Language Therapy (Hull) Summary

Number of responses: 8

Experience	Amount	Percentage
Very good	7	87.500%
Good	1	12.500%
Neither good nor poor	0	0.000%
Poor	0	0.000%
Very poor	0	0.000%
Do not know	0	0.000%

Very good Good Neither good nor poor Poor
Very poor Do not know



Experience	Amount	Percentage
Very good & Good	8	100.000%
Very poor & Poor	0	0.000%
Neither good nor poor & Do not know	0	0.000%

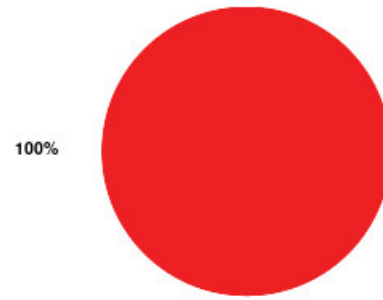


Story Street Walk In Summary

Number of responses: 1

Experience	Amount	Percentage
Very good	0	0.000%
Good	0	0.000%
Neither good nor poor	0	0.000%
Poor	0	0.000%
Very poor	1	100.000%
Do not know	0	0.000%

Very good Good Neither good nor poor Poor
Very poor Do not know



Experience	Amount	Percentage
Very good & Good	0	0.000%
Very poor & Poor	1	100.000%
Neither good nor poor & Do not know	0	0.000%

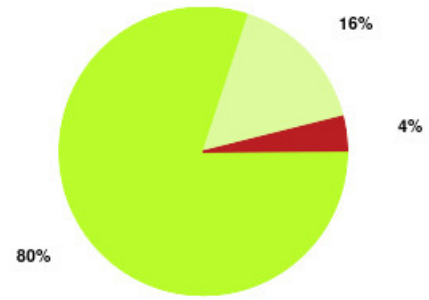


Stroke Team (East Riding) Summary

Number of responses: 25

Experience	Amount	Percentage
Very good	20	80.000%
Good	4	16.000%
Neither good nor poor	0	0.000%
Poor	1	4.000%
Very poor	0	0.000%
Do not know	0	0.000%

■ Very good
 ■ Good
 ■ Neither good nor poor
 ■ Poor
 ■ Very poor
 ■ Do not know



Experience	Amount	Percentage
Very good & Good	24	96.000%
Very poor & Poor	1	4.000%
Neither good nor poor & Do not know	0	0.000%

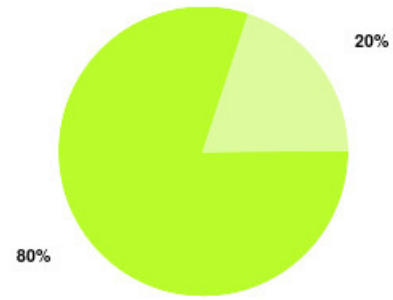


Stroke Team (Hull) Summary

Number of responses: 15

Experience	Amount	Percentage
Very good	12	80.000%
Good	3	20.000%
Neither good nor poor	0	0.000%
Poor	0	0.000%
Very poor	0	0.000%
Do not know	0	0.000%

Very good Good Neither good nor poor Poor
Very poor Do not know



Experience	Amount	Percentage
Very good & Good	15	100.000%
Very poor & Poor	0	0.000%
Neither good nor poor & Do not know	0	0.000%



T1DE Summary

Number of responses: 1

Experience	Amount	Percentage
Very good	1	100.000%
Good	0	0.000%
Neither good nor poor	0	0.000%
Poor	0	0.000%
Very poor	0	0.000%
Do not know	0	0.000%

Very good Good Neither good nor poor Poor
Very poor Do not know



Experience	Amount	Percentage
Very good & Good	1	100.000%
Very poor & Poor	0	0.000%
Neither good nor poor & Do not know	0	0.000%



TB Nursing Team Summary

Number of responses: 0

Telehealth Summary

Number of responses: 0

Tier 3 Specialist Weight Management (SH) Summary

Number of responses: 2

Experience	Amount	Percentage
Very good	2	100.000%
Good	0	0.000%
Neither good nor poor	0	0.000%
Poor	0	0.000%
Very poor	0	0.000%
Do not know	0	0.000%

Very good Good Neither good nor poor Poor
Very poor Do not know



Experience	Amount	Percentage
Very good & Good	2	100.000%
Very poor & Poor	0	0.000%
Neither good nor poor & Do not know	0	0.000%



Tissue Viability Summary

Number of responses: 0

Trainee Health Psychologist Summary

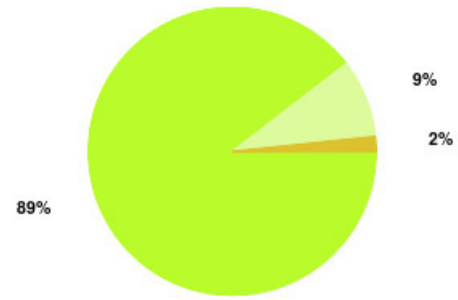
Number of responses: 0

Treatment rooms (ER) Summary

Number of responses: 57

Experience	Amount	Percentage
Very good	51	89.474%
Good	5	8.772%
Neither good nor poor	1	1.754%
Poor	0	0.000%
Very poor	0	0.000%
Do not know	0	0.000%

■ Very good
 ■ Good
 ■ Neither good nor poor
 ■ Poor
 ■ Very poor
 ■ Do not know



Experience	Amount	Percentage
Very good & Good	56	98.246%
Very poor & Poor	0	0.000%
Neither good nor poor & Do not know	1	1.754%

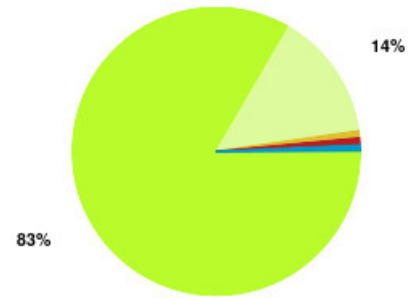


Treatment rooms (Hull) Summary

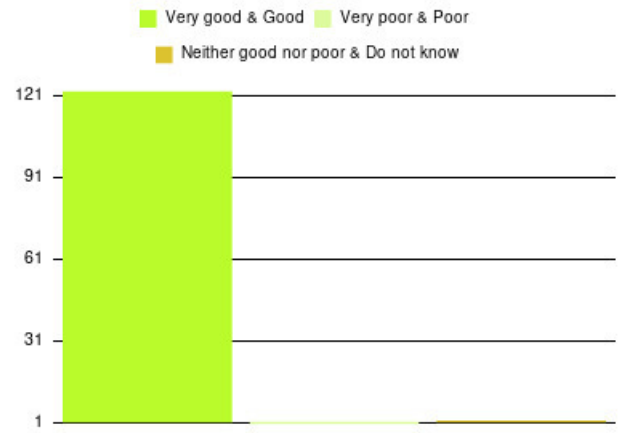
Number of responses: 126

Experience	Amount	Percentage
Very good	105	83.333%
Good	18	14.286%
Neither good nor poor	1	0.794%
Poor	1	0.794%
Very poor	0	0.000%
Do not know	1	0.794%

■ Very good
 ■ Good
 ■ Neither good nor poor
 ■ Poor
 ■ Very poor
 ■ Do not know



Experience	Amount	Percentage
Very good & Good	123	97.619%
Very poor & Poor	1	0.794%
Neither good nor poor & Do not know	2	1.587%



Urgent Community Response Team Summary

Number of responses: 0

Virtual Ward Summary

Number of responses: 0

Volunteer Hub Summary

Number of responses: 17

Experience	Amount	Percentage
Very good	17	100.000%
Good	0	0.000%
Neither good nor poor	0	0.000%
Poor	0	0.000%
Very poor	0	0.000%
Do not know	0	0.000%

Very good Good Neither good nor poor Poor
Very poor Do not know



Experience	Amount	Percentage
Very good & Good	17	100.000%
Very poor & Poor	0	0.000%
Neither good nor poor & Do not know	0	0.000%

Very good & Good Very poor & Poor
Neither good nor poor & Do not know



Volunteering (SH) Summary

Number of responses: 40

Experience	Amount	Percentage
Very good	40	100.000%
Good	0	0.000%
Neither good nor poor	0	0.000%
Poor	0	0.000%
Very poor	0	0.000%
Do not know	0	0.000%

Very good Good Neither good nor poor Poor
Very poor Do not know



Experience	Amount	Percentage
Very good & Good	40	100.000%
Very poor & Poor	0	0.000%
Neither good nor poor & Do not know	0	0.000%



Walks Programme (SH) Summary

Number of responses: 0

Weightwise Extra (Childrens) Summary

Number of responses: 0

Wellbeing Liaison Service Summary

Number of responses: 0
